






## THE NIGERIAN EQUITY MARKET SUMMARY

Thursday, September 18, 2025

### Bulls Extend Grip on Market as Investor Appetite Strengthens

Key Market Indicators	Units	Today	Previous Day	% Change
The All -Share Index	Basis Points	142,263.12	142,034.87 	0.16%
Total Market Cap.	₦ Trillion	90.01	89.87 	0.16%
Total Volume Traded	Million	325.11	1,004.64 	-67.64%
Total Value Traded	₦ Million	8,417.72	24,655.47 	-65.86%
Deals		22,770	23,281 	-2.19%

The Nigerian equity market closed in positive territory today, extending its bullish momentum from the previous sessions, as key market performance indicators (the NGX-ASI and Market Capitalization) each appreciated by 0.16%. The bourse uptrend was driven by investors sustained buying interest in some key sectors, supported by notable price gains in some medium and large-scale stocks, such as GUINNESS, UCAP, DANGSUGAR, CHAMS and others. Specifically, the market index (All-Share Index) added 228.25 basis points, reflecting a 0.16% increase to close at 142,263.12 basis points. Similarly, the Market Capitalization also gained ₦143.54 billion, representing a growth of 0.16%, settling at ₦90.01 trillion.

However, market activities were down today as the Total Volume and Total Value of trade dropped by -67.64% and -65.86% respectively. Approximately 325.11 million units valued at ₦8,417.72 million were transacted across 22,770 deals. In terms of volume, ACCESSCORP led the activity chart, accounting for 11.47% of the total volume of trades, followed by FIDELITYBK (6.32%), NSLTECH (6.10%), VERTASKAP (4.59%), and OMATEK (4.56%), rounding out the top five. ZENITHBANK emerged as the most traded stock in terms of value, with 19.10% of the total value of trade on the exchange.

GUINNESS topped the advancers' chart for today with a price appreciation of 10.00 percent, trailed by EUNISELL (+9.89%) growth, REGALINS (+9.82%), THOMASWY (+9.80%), MCNICHOLS (+9.58%), GUINEAINS (+9.40%) and twenty-four others. Twenty (20) stocks depreciated, where CONHALLPLC was the top loser, with a price depreciation of -7.59%, as TIP (-7.48%), NEIMETH (-2.71%), ELLAHLAKES (-2.61%), ZENITHBANK (-1.42%), and OANDO (-0.51%) also dipped in price. In that regard, the market breadth closed positively, recording 30 gainers and 20 losers.

In addition, the market sectoral performance was positive today, as three out of the five major market sectors were up, led by the Consumer goods sector, which grew by (+0.75%), followed by the Oil & Gas sector with an increase of (+0.28%), and lastly the Industrial sector with a marginal gain of (+0.01%). The Insurance and Banking sectors dropped by -1.07% and -0.23% accordingly.

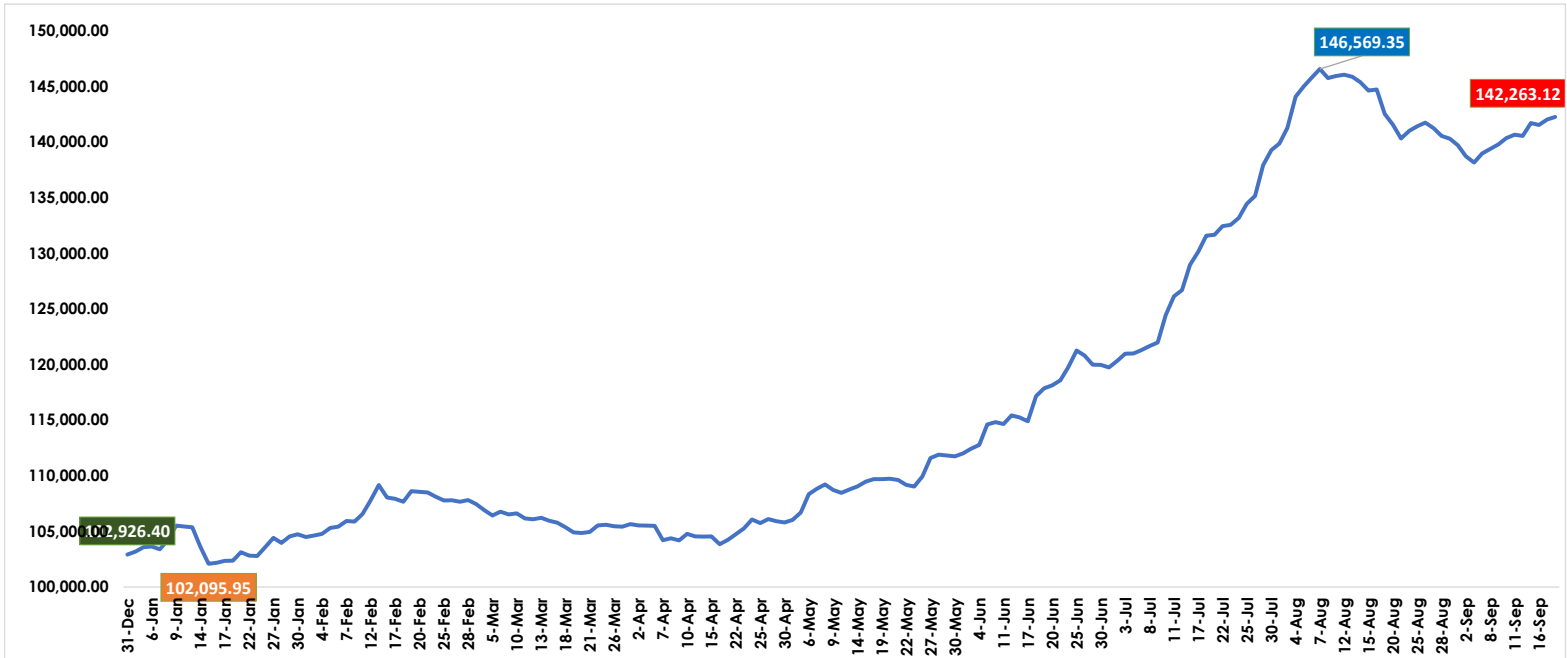
Best 10 Performers	OPEN (₦)	Close (₦)	%Change
GUINNESS	160.00	176.00	10.00%
EUNISELL	27.80	30.55	9.89%
REGALINS	1.63	1.79	9.82%
THOMASWY	2.45	2.69	9.80%
MCNICHOLS	3.55	3.89	9.58%
GUINEAINS	1.49	1.63	9.40%
DEAPCAP	1.58	1.71	8.23%
UPDC	5.78	6.13	6.06%
LEGENDINT	5.10	5.40	5.88%
UCAP	19.70	20.50	4.06%

Worst 10 Performers	OPEN (₦)	Close (₦)	%Change
CONHALLPLC	4.35	4.02	-7.59%
TIP	12.97	12.00	-7.48%
SOVRENINS	3.06	2.87	-6.21%
OMATEK	1.16	1.10	-5.17%
WAPIC	3.34	3.20	-4.19%
LASACO	3.00	2.90	-3.33%
NEIMETH	6.27	6.10	-2.71%
ELLAHLAKES	13.40	13.05	-2.61%
PRESTIGE	1.80	1.76	-2.22%
ZENITHBANK	66.95	66.00	-1.42%

Top 10 Traders By Volume	Sector	Volume (Units)	% of Mkt Volme
ACCESSCORP	Banking	37,243,559	11.47%
ZENITHBANK	Banking	24,269,881	7.47%
FIDELITYBK	Banking	20,511,693	6.32%
NSLTECH	ICT	19,799,348	6.10%
VERTASKAP	Financial Services	14,906,988	4.59%
OMATEK	ICT	14,821,185	4.56%
TIP	Services	11,237,971	3.46%
UBA	Banking	11,219,770	3.45%
UNIVINSURE	Insurance	10,546,752	3.25%
REGALINS	Insurance	9,805,386	3.02%

Top 10 Traders By Value	Value (₦)	% of Mkt Value
ZENITHBANK	1,604,310,806.65	19.10%
ARADEL	1,103,793,259.50	13.14%
ACCESSCORP	1,008,296,415.10	12.00%
UBA	528,423,630.10	6.29%
FIDELITYBK	426,008,221.05	5.07%
MTNN	425,588,386.20	5.07%
GTCO	336,852,383.20	4.01%
WAPCO	231,602,302.20	2.76%
FIRSTHOLDCO	197,701,944.65	2.35%
NB	188,366,988.55	2.24%

NGX-ASI Performance (YTD)



Thursday, September 18, 2025

Market Performance History			Sector Indices		A-Day Change		YTD % Change
A-Day Change	↑	0.16%	NGX-30	↑	0.11%	↑	35.92%
Week-on-Week	↑	1.35%	Banking	↓	-0.23%	↑	40.22%
Month-to-Date	↑	1.40%	Consumer Goods	↑	0.75%	↑	92.76%
Quarter-to-Date	↑	18.57%	Industrial Goods	↑	0.01%	↑	37.99%
Year-to-Date	↑	38.22%	Insurance	↓	-1.07%	↑	76.21%
52-Weeks High		146,569.35	Oil & Gas	↑	0.28%	↓	-8.19%
52-Weeks Low		96,206.46					

Economic Indicators	Today	Previous Day	A-Day Change	YTD % Change	NTB True Yield	Closed	A-day Change
Exchange Rate - I&E (₺/\$)	1494.01	1484.14	↑	0.66%	3.02%	1-Month	16.45% ↑ 0.05%
Exchange Rate - Parallel (₺/\$)	1510.00	1515	↓	-0.33%	8.21%	3-Month	17.10% ↓ -0.07%
Monetary Policy Rate (MPR)	27.50%	27.50%	→	0.00%	0.00%	6-Month	18.32% ↑ 0.15%
Crude Oil Price (\$/Barrel)	68.1	67.95	↑	0.22%	-8.76%	9-Month	19.26% ↑ 0.00%
Foreign Reserve (\$'Bn)	41.90	41.84	↑	0.13%	2.50%	12-Month	20.01% ↓ -0.20%
Inflation Rate	20.12%	20.12%	→	0.00%	-14.48%		

**Note :** -Crude oil (Brent) and Foreign Exchange price represents spot price as at the time this report was prepared  
 -Foreign reserves figures have two-day lag  
 -Inflation figure as at August 2025  
 -NTB True Yield have a day's lag

#### Disclaimer

This report by Atlass Portfolio Ltd is for information purposes only. While opinions and estimates therein have been carefully prepared, the company and its employees do not guaranty the complete accuracy of the information contained herewith as information was also gathered from various sources believed to be reliable and accurate at the time of this report. We do not take responsibility therefore for any loss arising from the use of the information contained herein.

#### Contact Information

[aadabale@atlassportfolios.com](mailto:aadabale@atlassportfolios.com)

[research@atlassportfolios.com](mailto:research@atlassportfolios.com)