






THE NIGERIAN EQUITY MARKET SUMMARY

Wednesday, August 6, 2025

Insurance Stocks Lead Gains with 9.87% Surge Amid Sector Reforms

Key Market Indicators	Units	Today	Previous Day	% Change
The All -Share Index	Basis Points	145,813.86	144,994.45 	0.57%
Total Market Cap.	₦ Trillion	92.25	91.73 	0.57%
Total Volume Traded	Million	2,698.38	1,006.80 	168.02%
Total Value Traded	₦ Million	32,630.09	22,254.16 	46.62%
Deals		35,137	38,481 	-8.69%

The Nigerian equity market closed today's trading session in the green, extending its bullish streak, as key market performance indicators (the NGX-ASI and Market Capitalization) each appreciated by 0.57%. Today's positive performance was largely driven by sustained buying interest in medium and large cap stocks, with the Insurance sector taking center stage, surging by a remarkable 9.87%. This rally was fueled by renewed investor optimism, following recent reforms in the Insurance Industry. In addition, continued rotation of funds from the fixed income market into the equities market amid improved investor confidence and attractive equity valuations further strengthened market sentiment. Consequently, the market index (All-Share Index) grew by 819.41 basis points today, to close at a fresh all-time high of 145,813.86 points, representing a 0.57% increase from the previous session. In a similar trend, the Market Capitalization appreciated by ₦518.42 billion to settle at ₦92.25 trillion, also marking a 0.57% increase.

Furthermore, market activities increased today as the Total Volume and Total Value of trades increased by +168.02% and +46.62% respectively. Approximately 2,698.09 million units valued at ₦32,630.09 million were transacted across 35,137 deals. In terms of volume, LINKASSURE led the activity chat, accounting for 33.07% of the total volume of trades, followed by STERLINGNG (10.81%), AIICO (5.33%), ZENITHBANK (3.55%), and LASACO (3.44%), rounding out the top five. ZENITHBANK emerged as the most traded stock in value terms, with 15.15% of the total value of trades on the exchange.

JAIZBANK, SCOA, HMCALL, LEARNAFRCA, MANSARD, MBENEFIT, MEYER, NEM and GUINNESS topped the advancers' chart for today with a price appreciation of 10.00 percent each, trailed by CONHALLPLC with (+9.97%) growth, STERLINGNG (+9.97%), CILEASING (+9.97%), CUSTODIAN (+9.96%), CORNERST (+9.96%) and thirty-nine others. Twenty-four (24) stocks depreciated, where NGXGROUP and UACN were the top losers, with a price depreciation of -10.00% each, as MULTIVERSE (-9.68%), CHAMPION (-5.31%), NASCON (-4.02%), VFDGROUP (-2.96%), and ZENITHBANK (-1.98%) also dipped in price. In that regard, the market breadth closed positive, recording 53 gainers and 24 losers.

In addition, the market sectoral performance was positive today, as three out of the five major market sectors were up, led by the Insurance sector, which surged by (+9.87%), followed by the Industrial sector, advanced by (+2.85%), and lastly the Oil & Gas sector with a gain of (0.96%). The Consumer goods and Banking sectors dropped by -0.41% and -0.36% accordingly.

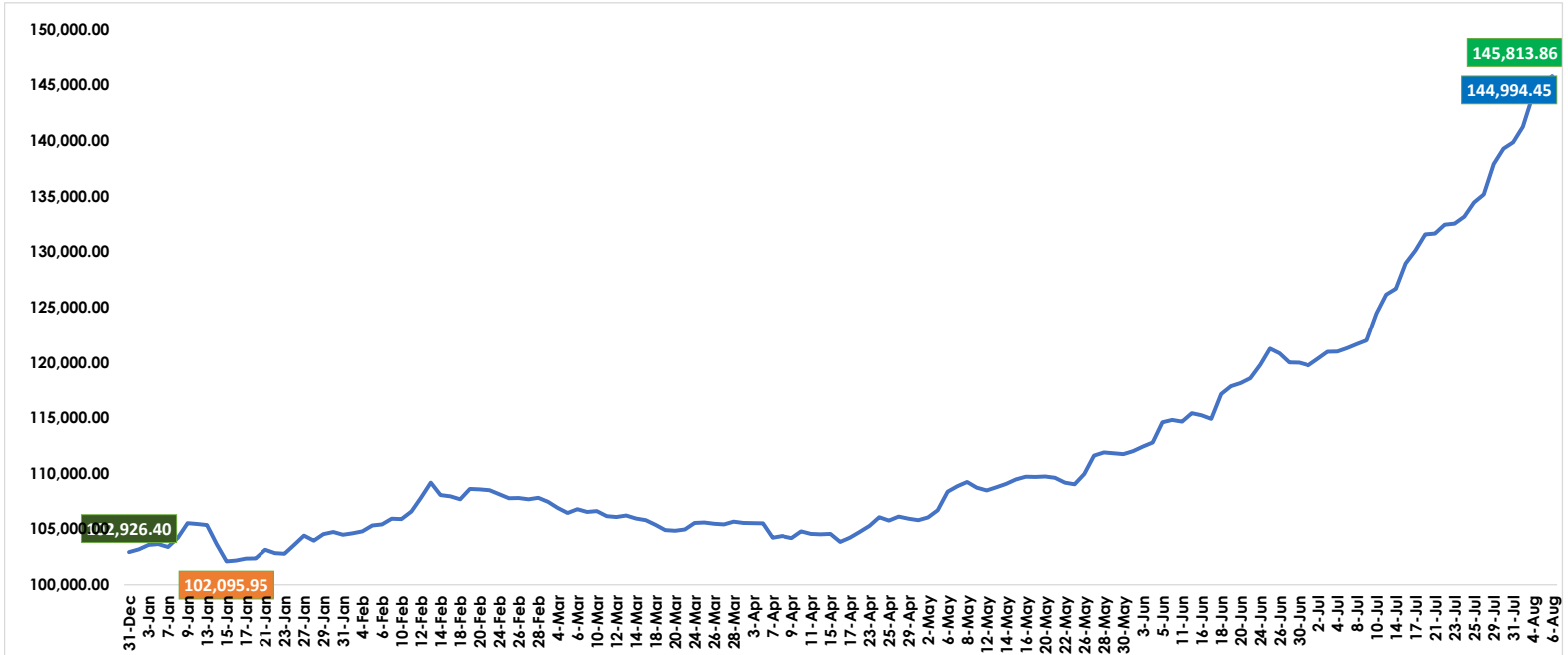
Best 10 Performers	OPEN (₦)	Close (₦)	%Change
JAIZBANK	4.30	4.73	10.00%
SCOA	5.00	5.50	10.00%
HMCALL	4.40	4.84	10.00%
LEARNAFRCA	5.70	6.27	10.00%
MANSARD	11.00	12.10	10.00%
MBENEFIT	2.20	2.42	10.00%
MEYER	16.50	18.15	10.00%
NEM	27.00	29.70	10.00%
GUINNESS	117.05	128.75	10.00%
CONHALLPLC	3.71	4.08	9.97%

Worst 10 Performers	OPEN (₦)	Close (₦)	%Change
NGXGROUP	70.00	63.00	-10.00%
UACN	100.00	90.00	-10.00%
LIVINGTRUST	5.94	5.35	-9.93%
MULTIVERSE	10.85	9.80	-9.68%
RTBRISCOE	3.85	3.50	-9.09%
TIP	14.00	13.00	-7.14%
PZ	41.00	38.80	-5.37%
CHAMPION	14.89	14.10	-5.31%
LEGENDINT	6.25	5.97	-4.48%
NASCON	99.50	95.50	-4.02%

Top 10 Traders By Volume	Sector	Volume (Units)	% of Mkt Volume
LINKASSURE	Insurance	562,318,894	33.07%
STERLINGNG	Banking	183,771,702	10.81%
AIICO	Insurance	90,681,584	5.33%
ZENITHBANK	Banking	60,350,698	3.55%
LASACO	Insurance	58,493,200	3.44%
ACCESSCORP	Banking	56,240,620	3.31%
FIDELITYBK	Banking	45,396,443	2.67%
JAPAUFGOLD	Oil & Gas	39,015,726	2.29%
UNIVINSURE	Insurance	36,643,541	2.15%
UBA	Banking	35,094,922	2.06%

Top 10 Traders By Value	Value (₦)	% of Mkt Value
ZENITHBANK	4,546,611,072.90	15.15%
MTNN	1,731,385,107.90	5.77%
UBA	1,693,661,206.15	5.64%
ACCESSCORP	1,546,154,230.05	5.15%
GTCO	1,500,794,333.90	5.00%
STERLINGNG	1,497,764,560.05	4.99%
DANGCEM	1,443,138,485.50	4.81%
OKOMUOIL	1,277,934,302.80	4.26%
NB	1,030,295,195.65	3.43%
LINKASSURE	978,434,875.56	3.26%

NGX-ASI Performance (YTD)



Wednesday, August 6, 2025

Market Performance History			Sector Indices		A-Day Change		YTD % Change
A-Day Change	↑	0.57%	NGX-30	↑		0.58% ↑	40.06%
Week-on-Week	↑	4.69%	Banking	↓		-0.36% ↑	47.58%
Month-to-Date	↑	30.49%	Consumer Goods	↓		-0.41% ↑	78.86%
Quarter-to-Date	↑	38.00%	Industrial Goods	↑		2.85% ↑	59.05%
Year-to-Date	↑	41.67%	Insurance	↑		9.87% ↑	50.93%
52-Weeks High		145,813.86	Oil & Gas	↑		0.96% ↓	-9.50%
52-Weeks Low		95,718.05					

Economic Indicators		Today	Previous Day	A-Day Change	YTD % Change	NTB True Yield	Closed	A-day Change
Exchange Rate - I&E (₺/\$)		1540.00	1540	→	0.00% ↑	0.03%	1-Month	16.14% ↑ 0.10%
Exchange Rate - Parallel (₺/\$)		1533.10	1531.95	↑	0.08% ↑	6.80%	3-Month	17.16% ↑ 0.07%
Monetary Policy Rate (MPR)		27.50%	27.50%	→	0.00% →	0.00%	6-Month	18.43% ↑ 0.35%
Crude Oil Price (\$/Barrel)		68.62	67.64	↑	1.45% ↓	-8.07%	9-Month	18.91% ↑ 0.21%
Foreign Reserve (\$'Bn)		39.81	39.54	↑	0.69% ↓	-2.60%	12-Month	19.27% ↑ 0.25%
Inflation Rate		22.22%	22.22%	→	0.00% ↓	-12.38%		

Note : -Crude oil (Brent) and Foreign Exchange price represents spot price as at the time this report was prepared
 -Foreign reserves figures have two-day lag
 -Inflation figure as at June 2025
 -NTB True Yield have a day's lag

Disclaimer

This report by Atlas Portfolio Ltd is for information purposes only. While opinions and estimates therein have been carefully prepared, the company and its employees do not guaranty the complete accuracy of the information contained herewith as information was also gathered from various sources believed to be reliable and accurate at the time of this report. We do not take responsibility therefore for any loss arising from the use of the information contained herein.

Contact Information

aadabale@atlassportfolios.com

research@atlassportfolios.com