





THE NIGERIAN EQUITY MARKET SUMMARY

Friday, July 25, 2025

Rally Continues Amid Corporate Disclosures as Market Hits ₦85 Trillion Valuation

Key Market Indicators	Units	Today	Previous Day	% Change
The All -Share Index	Basis Points	134,452.93	133,177.66 	0.96%
Total Market Cap.	₦ Trillion	85.06	84.25 	0.96%
Total Volume Traded	Million	713.72	762.11 	-6.35%
Total Value Traded	₦ Million	24,234.03	21,953.64 	10.39%
Deals		24,880	22,712 	9.55%

Local bourse concluded a stellar five-star trading week on a bullish note, extending its winning streak as key performance indicators (the NGX-ASI and Market Capitalization) advanced by 0.96%. Today's positive close was driven by bargain hunting in fundamentally sound large-cap and mid-tier stocks across major sectors, following the release of half-year financial results from some listed companies, with expectations of improved earnings from others. Specifically, the market index (All-Share Index) increased by 1,275.27 basis points today, to close at a new all-time high of 134,452.93 points, representing a 0.96% gain. Similarly, the Market Cap. appreciated by ₦806.72 billion to settle at ₦85.06 trillion, also marking a 0.96% increase. On a week-on-week basis, market index appreciated by 2.18%, while investors' wealth soared by approximately ₦1.81 trillion.

However, market activities were mixed today as the Total Volume of trades declined by -6.35%, while the Total Value increased by 10.39%. Approximately 713.72 million units valued at ₦24,234.03 million were transacted across 24,880 deals. In terms of volume, ACCESSCORP led the activity chat, accounting for 5.96% of the total volume of trades, followed by UNIVINSURE (5.72%), TANTALIZER (4.52%), GTCO (4.03%), and ELLAHLAKES (3.70%), rounding out the top five. GTCO emerged as the most traded stock in value terms, with 11.14% of the total value of trades on the exchange.

CHAMPION, IKEJAHOTEL, and UNILEVER topped the advancers' chart for today with a price appreciation of 10.00 percent each, trailed by ENAMELWA with (+9.98%) growth, TIP (+9.95%), ACADEMY (+9.92%), LEGENDINT (+9.90%), PRESTIGE (+9.82%) and thirty-nine others. Twenty-two (22) stocks depreciated, where TRIPPLEG was the top loser, with a price depreciation of -10.00%, as TANTALIZER (-8.55%), ETI (-5.88%), ACCESSCORP (-2.81%), ELLAHLAKES (-2.00%), and DANGSUGAR (-1.84%) also dipped in price. In that regard, the market breadth closed positive, recording 47 gainers and 22 losers.

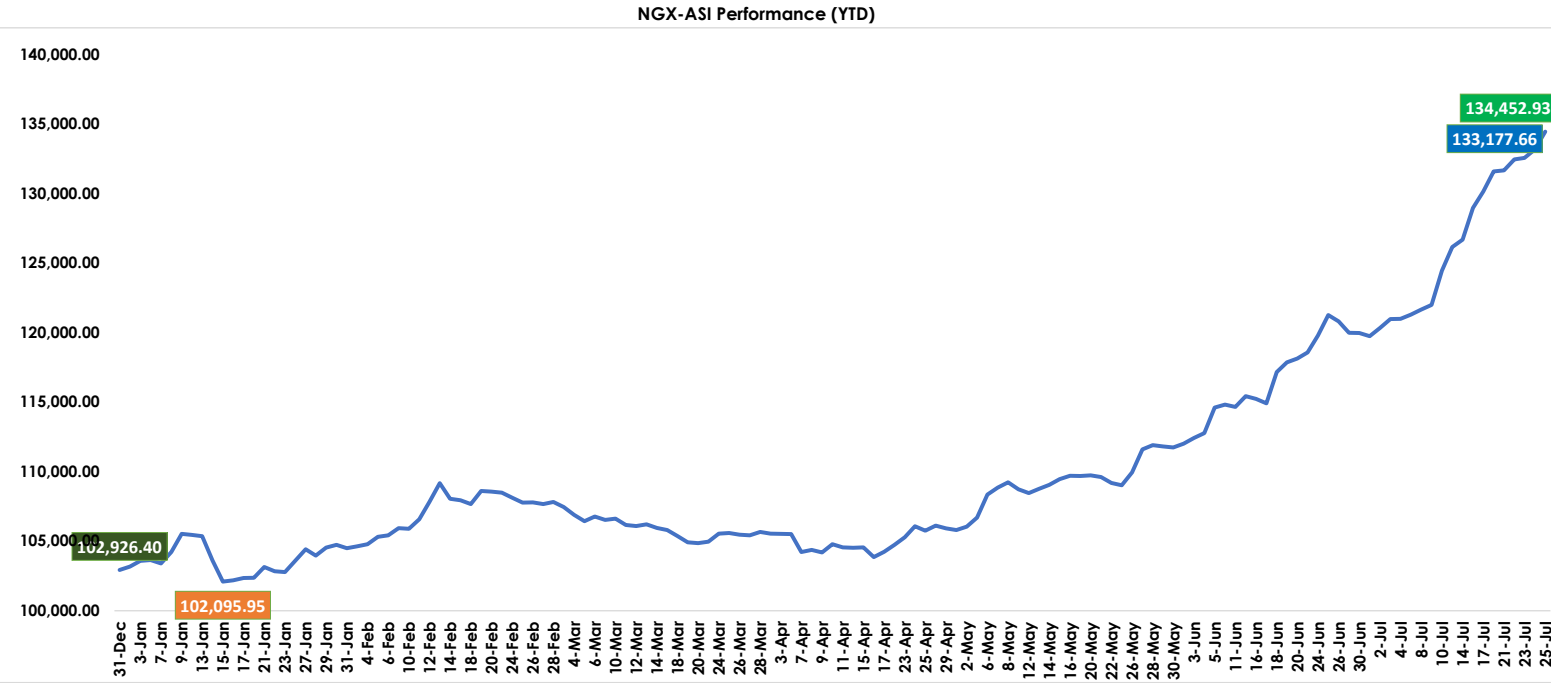
In addition, the market sectoral performance was positive today, as all the five major market sectors were up, led by the Consumer goods sector, which grew by (+1.63%), followed by the Insurance sector, advanced by (+1.32%), the Industrial sector by (+0.60%), the Banking sector by (+0.59%), and lastly the Oil & Gas sector with a gain of (0.50%).

Best 10 Performers	OPEN (₦)	Close (₦)	%Change
CHAMPION	11.20	12.32	10.00%
IKEJAHOTEL	21.00	23.10	10.00%
UNILEVER	62.00	68.20	10.00%
ENAMELWA	24.55	27.00	9.98%
TIP	14.67	16.13	9.95%
ACADEMY	8.47	9.31	9.92%
LEGENDINT	5.86	6.44	9.90%
PRESTIGE	1.12	1.23	9.82%
SOVRENINS	1.43	1.57	9.79%
INTBREW	13.85	15.20	9.75%

Worst 10 Performers	OPEN (₦)	Close (₦)	%Change
TRIPPLEG	3.90	3.51	-10.00%
TANTALIZER	2.69	2.46	-8.55%
SUNUASSUR	4.97	4.64	-6.64%
ETI	34.00	32.00	-5.88%
NEIMETH	6.81	6.50	-4.55%
RTBRISCOE	3.75	3.58	-4.53%
LINKASSURE	1.55	1.50	-3.23%
ACCESSCORP	28.50	27.70	-2.81%
REGALINS	0.73	0.71	-2.74%
CAVERTON	7.15	7.00	-2.10%

Top 10 Traders By Volume	Sector	Volume (Units)	% of Mkt Volme
ACCESSCORP	Banking	42,422,207	5.96%
UNIVINSURE	Insurance	40,688,376	5.72%
TANTALIZER	Services	32,198,947	4.52%
GTCO	Banking	28,705,241	4.03%
ELLAHLAKES	Agriculture	26,343,151	3.70%
VFDGROUP	Investment	22,332,581	3.14%
FCMB	Banking	22,088,180	3.10%
FIRSTHOLDCO	Banking	20,822,944	2.92%
STERLINGNG	Banking	20,378,100	2.86%
LEGENDINT	ICT	18,891,378	2.65%

Top 10 Traders By Value	Value (₦)	% of Mkt Value
GTCO	2,698,454,846.40	11.14%
OKOMUOIL	2,575,515,449.80	10.64%
SEPLAT	1,804,330,621.30	7.45%
MTNN	1,376,935,666.90	5.69%
PRESCO	1,365,493,166.30	5.64%
ZENITHBANK	1,251,722,077.45	5.17%
ACCESSCORP	1,180,890,566.60	4.88%
ARADEL	1,113,270,547.80	4.60%
NB	931,642,862.60	3.85%



Friday, July 25, 2025

Market Performance History			Sector Indices		A-Day Change		YTD % Change
A-Day Change	↑	0.96%	NGX-30	↑		0.90% ↑	29.39%
Week-on-Week	↑	2.18%	Banking	↑		0.59% ↑	44.24%
Month-to-Date	↑	20.32%	Consumer Goods	↑		1.63% ↑	67.33%
Quarter-to-Date	↑	27.25%	Industrial Goods	↑		0.60% ↑	28.52%
Year-to-Date	↑	30.63%	Insurance	↑		1.32% ↑	25.05%
52-Weeks High		134,452.93	Oil & Gas	↑		0.50% ↓	-9.72%
52-Weeks Low		95,718.05					

Economic Indicators	Today	Previous Day	A-Day Change	YTD % Change	NTB True Yield	Closed	A-day Change
Exchange Rate - I&E (₦/\$)	1534.79	1535.62 ↓	-0.05% ↑	0.37%	1-Month	15.90% ↓	-0.08%
Exchange Rate - Parallel (₦/\$)	1530.00	1535 ↓	-0.33% ↑	6.99%	3-Month	16.28% ↓	-0.47%
Monetary Policy Rate (MPR)	27.50%	27.50% →	0.00% →	0.00%	6-Month	17.49% ↓	-0.37%
Crude Oil Price (\$/Barrel)	69.41	69.18 ↑	0.33% ↓	-7.01%	9-Month	18.68% ↓	-0.27%
Foreign Reserve (\$'Bn)	38.50	38.37 ↑	0.35% ↓	-5.82%	12-Month	18.52% ↑	0.02%
Inflation Rate	22.22%	22.22% →	0.00% ↓	-12.38%			

Note : -Crude oil (Brent) and Foreign Exchange price represents spot price as at the time this report was prepared
-Foreign reserves figures have two-day lag
-Inflation figure as at June 2025
-NTB True Yield have a day's lag

Disclaimer
This report by Atlas Portfolio Ltd is for information purposes only. While opinions and estimates therein have been carefully prepared, the company and its employees do not guaranty the complete accuracy of the information contained herewith as information was also gathered from various sources believed to be reliable and accurate at the time of this report. We do not take responsibility therefore for any loss arising from the use of the information contained herein.