






## THE NIGERIAN EQUITY MARKET SUMMARY

Wednesday, July 16, 2025

### 10-Day Winning Streak; NGX Maintains Strong Bullish Run as Market Cap. Hits ₦81 Trillion

Key Market Indicators	Units	Today	Previous Day	% Change
The All -Share Index	Basis Points	128,967.08	126,379.44 	2.05%
Total Market Cap.	₦ Trillion	81.58	79.95 	2.05%
Total Volume Traded	Million	11,670.61	1,250.06 	833.60%
Total Value Traded	₦ Million	363,412.22	30,615.64 	1087.01%
Deals		36,635	38,918 	-5.87%

The Nigerian domestic market resumed trading on a bullish note after the holiday, as key market performance indicators (the NGX-ASI and Market Capitalization) advanced by 2.05%. The local bourse continued its bullish momentum from the previous sessions before the break, buoyed by increased buying interest in both mid and large cap stocks, such as NESTLE, FIRSTHOLDCO, UBA and 37 other equities across major sectors, particularly the Banking sector. This bullish sentiment extended the market's winning streak to 10 consecutive sessions, reflecting sustained investor confidence and optimism in the near-term outlook of the market. Specifically, the market index (ASI) increased by 2,587.64 basis points today, to close at a new all-time high of 128,967.08 points, representing a 2.05% gain. Similarly, the Market Cap. appreciated by ₦1,636.94 billion to settle at ₦81.58 trillion, also marking a 2.05% increase.

Furthermore, market activities were up today as the Total Volume and Total Value of trades surged by 833.60% and 1,087.01% respectively. Approximately 11,670.61 million units valued at ₦363,412.22 million were transacted across 38,918 deals. In terms of volume, UBA led the activity chat, accounting for 12.76% of the total volume of trades, followed by ACCESSCORP (10.10%), UNIVINSURE (10.05%), ZENITHBANK (5.37%), and NB (4.18%), rounding out the top five. UBA also emerged as the most traded stock in value terms, with 19.09% of the total value of trades on the exchange.

NESTLE, EUNISELL, NSLTECH, and OMATEK topped the advancers' chart for today with a price appreciation of 10.00 percent each, trailed by TRIPPLEG with (+9.92%) growth, FIRSTHOLDCO (+9.90%), IMG (+9.89%), UBA (+9.78%), STANBIC (+9.67%) and thirty-one others. Forty-four (44) stocks depreciated, where FTNCOCOA and NPFMCRFBK were the top losers, with a price depreciation of -10.00% each, as CILEASING (-9.97%), ELLAHLAKES (-9.93%), CONHALLPLC (-9.87%), CAVERTON (-9.58%), and JAPAU LGOLD (-5.63%) also dipped in price. In that regard, the market breadth closed negative, recording 40 gainers and 44 losers.

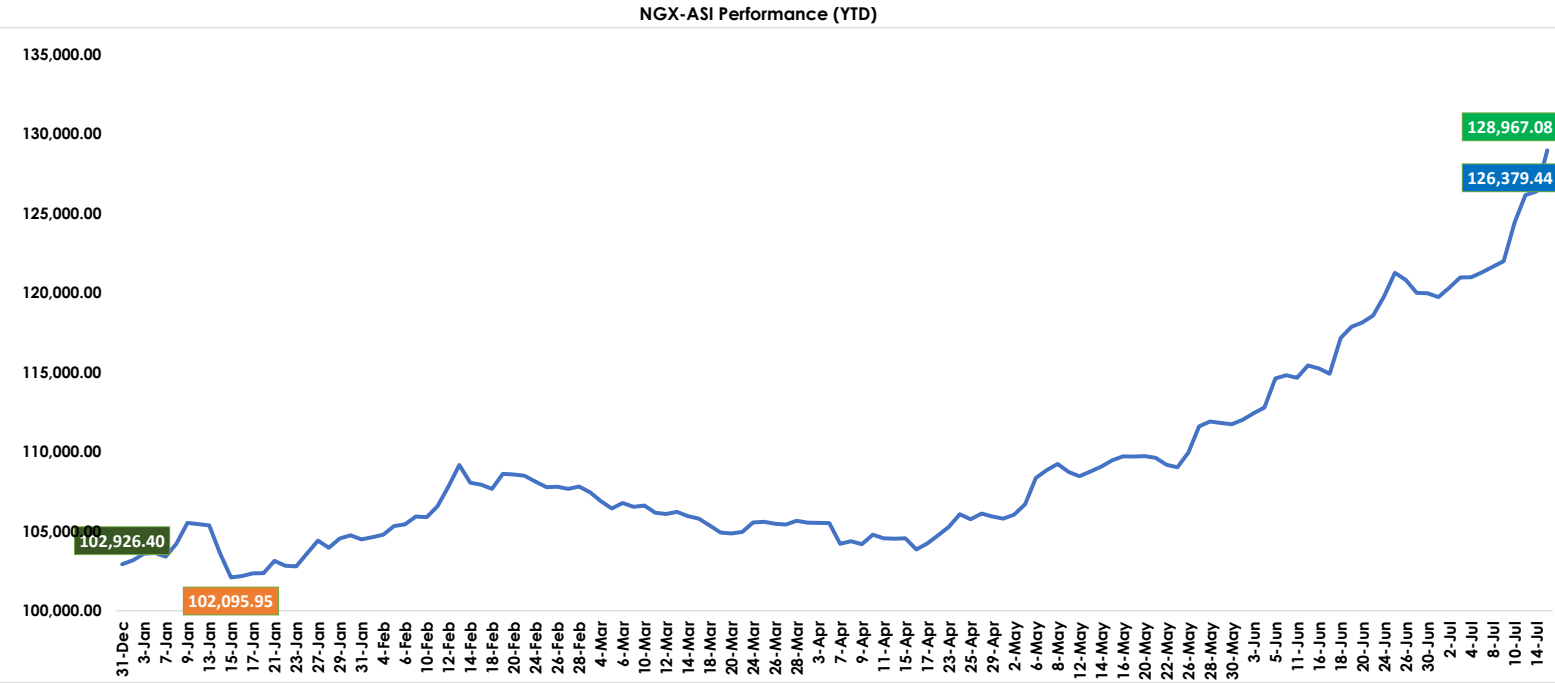
In addition, the market sectoral performance was positive today, as three out of the five major market sectors were up, led by the Banking sector, which grew by (+7.05%), followed by the Consumer goods sector, advanced by (+1.33%), and lastly the Industrial sector with a gain of (+1.15%). The Insurance and Oil & Gas sectors dropped by -2.94% and -0.19% accordingly.

Best 10 Performers	OPEN (₦)	Close (₦)	%Change
NESTLE	1500.00	1650.00	10.00%
EUNISELL	13.50	14.85	10.00%
NSLTECH	1.10	1.21	10.00%
OMATEK	1.60	1.76	10.00%
TRIPPLEG	3.93	4.32	9.92%
FIRSTHOLDCO	29.30	32.20	9.90%
IMG	35.40	38.90	9.89%
UBA	46.00	50.50	9.78%
STANBIC	90.45	99.20	9.67%
UACN	44.00	48.20	9.55%

Worst 10 Performers	OPEN (₦)	Close (₦)	%Change
FTNCOCOA	7.80	7.02	-10.00%
NPFMCRFBK	2.70	2.43	-10.00%
CILEASING	7.92	7.13	-9.97%
CHAMPION	13.65	12.29	-9.96%
MCNICHOLS	4.32	3.89	-9.95%
ACADEMY	9.25	8.33	-9.95%
ELLAHLAKES	11.38	10.25	-9.93%
CUTIX	4.14	3.73	-9.90%
CONHALLPLC	3.75	3.38	-9.87%
JULI	10.30	9.30	-9.71%

Top 10 Traders By Volume	Sector	Volume (Units)	% of Mkt Volme
UBA	Banking	157,540,281	12.76%
ACCESSCORP	Banking	124,640,925	10.10%
UNIVINSURE	Insurance	124,078,845	10.05%
ZENITHBANK	Banking	66,280,491	5.37%
NB	Consumer goods	51,550,472	4.18%
GTCO	Banking	48,132,179	3.90%
AIICO	Financial Services	44,307,168	3.59%
ELLAHLAKES	Agriculture	39,267,414	3.18%
JAPAU LGOLD	Oil & Gas	34,630,933	2.81%
FIRSTHOLDCO	Banking	33,199,883	2.69%

Top 10 Traders By Value	Value (₦)	% of Mkt Value
UBA	7,623,378,629.65	19.09%
ZENITHBANK	5,084,853,929.80	12.73%
GTCO	4,912,935,916.80	12.30%
NB	3,693,199,047.05	9.25%
ACCESSCORP	3,265,300,277.75	8.18%
OKOMUOIL	1,610,825,070.50	4.03%
WAPCO	1,593,429,990.65	3.99%
ARADEL	1,216,199,245.30	3.05%
DANGCEM	1,036,007,624.00	2.59%



Wednesday, July 16, 2025

Market Performance History			Sector Indices		A-Day Change		YTD % Change
A-Day Change	↑	2.05%	NGX-30	↑	1.89%	↑	24.26%
Week-on-Week	↑	6.01%	Banking	↑	7.05%	↑	46.62%
Month-to-Date	↑	15.42%	Consumer Goods	↑	1.33%	↑	59.94%
Quarter-to-Date	↑	22.06%	Industrial Goods	↑	1.15%	↑	6.61%
Year-to-Date	↑	25.30%	Insurance	↓	-2.94%	↑	21.70%
52-Weeks High		128,967.08	Oil & Gas	↓	-0.19%	↓	-9.95%
52-Weeks Low		95,718.05					

Economic Indicators	Today	Previous Day	A-Day Change	YTD % Change	NTB True Yield	Closed	A-day Change
Exchange Rate - I&E (₪/\$)	1518.89	1530.26	↓	-0.75% ↑	1.40%	1-Month	16.16% ↑ 0.11%
Exchange Rate - Parallel (₪/\$)	1540.00	1535	↑	0.32% ↑	6.38%	3-Month	16.21% ↓ -0.36%
Monetary Policy Rate (MPR)	27.50%	27.50%	→	0.00% →	0.00%	6-Month	18.07% ↑ 0.33%
Crude Oil Price (\$/Barrel)	68.11	69.21	↓	-1.59% ↓	-8.75%	9-Month	18.54% ↓ -0.30%
Foreign Reserve (\$Bn)	37.43	37.36	↑	0.21% ↓	-8.43%	12-Month	18.96% ↑ 0.17%
Inflation Rate	22.97%	22.97%	→	0.00% ↓	-11.63%		

**Note :** -Crude oil (Brent) and Foreign Exchange price represents spot price as at the time this report was prepared  
-Foreign reserves figures have two-day lag  
-Inflation figure as at May 2025  
-NTB True Yield have a day's lag

**Disclaimer**  
This report by Atlass Portfolio Ltd is for information purposes only. While opinions and estimates therein have been carefully prepared, the company and its employees do not guaranty the complete accuracy of the information contained herewith as information was also gathered from various sources believed to be reliable and accurate at the time of this report. We do not take responsibility therefore for any loss arising from the use of the information contained herein.