





# THE NIGERIAN EQUITY MARKET SUMMARY

Wednesday, July 9, 2025

## Local Bourse Maintains Bullish Streak as Market Value Nears ₦77 Trillion

Key Market Indicators	Units	Today	Previous Day	% Change
The All -Share Index	Basis Points	121,989.67	121,653.93 	0.28%
Total Market Cap.	₦Trillion	76.97	76.76 	0.28%
Total Volume Traded	Million	888.70	1,008.10 	-11.84%
Total Value Traded	₦Million	15,609.90	19,484.02 	-19.88%
Deals		24,303	24,770 	-1.89%

The Nigerian equity market extended its bullish momentum to close today's trading session on a positive note, as key performance indicators (the NGX-ASI and Market Capitalization) both recorded a 0.28% gain. Investors sentiment remained upbeat, with the local bourse marking its sixth consecutive session of gains. The sustained rally was largely driven by strong buying interest across stocks in the major market sectors, particularly the Financial and Industrial sectors. Hence, the market index (All-Share Index) increased by 335.74 basis points today, to close at a new all-time high of 121,989.67 points, representing a 0.28% gain. Similarly, the Market Cap. appreciated by ₦211.84 billion to settle at ₦76.97 trillion, also marking a 0.28% increase.

However, market activities were down today as the Total Volume and Total Value of trades dropped by 11.84% and 19.88% respectively. Approximately 888.70 million units valued at ₦15,609.90 million were transacted across 24,303 deals. In terms of volume, JAPAUFGOLD led the activity chat, accounting for 15.48% of the total volume of trades, followed by ACCESSCORP (9.36%), AIICO (5.64%), UNIVINSURE (4.73%), and ELLAHLAKES (3.60%), rounding out the top five. ACCESSCORP emerged as the most traded stock in value terms, with 11.86% of the total value of trades on the exchange.

CHAMS, CILEASING, ENAMELWA, REDSTAREX, ELLAHLAKES, and OMATEK topped the advancers' chart for today with a price appreciation of 10.00 percent each, trailed by THOMASWY with (+9.96%) growth, SUNUASSUR (+9.95%), MANSARD (+9.95%), ACADEMY (+9.93%), FTNCOCOA (+9.93%) and forty-five others. Twenty-one (21) stocks depreciated, where LEGENDINT was the top loser, with a price depreciation of -8.05%, as ETERNA (-4.65%), ETRANZACT (-4.44%), INTBREW (-4.14%), FIRSTHOLDCO (-4.01%), and WEMABANK (-2.74%) also dipped in price. In that regard, the market breadth closed positive, recording 57 gainers and 21 losers.

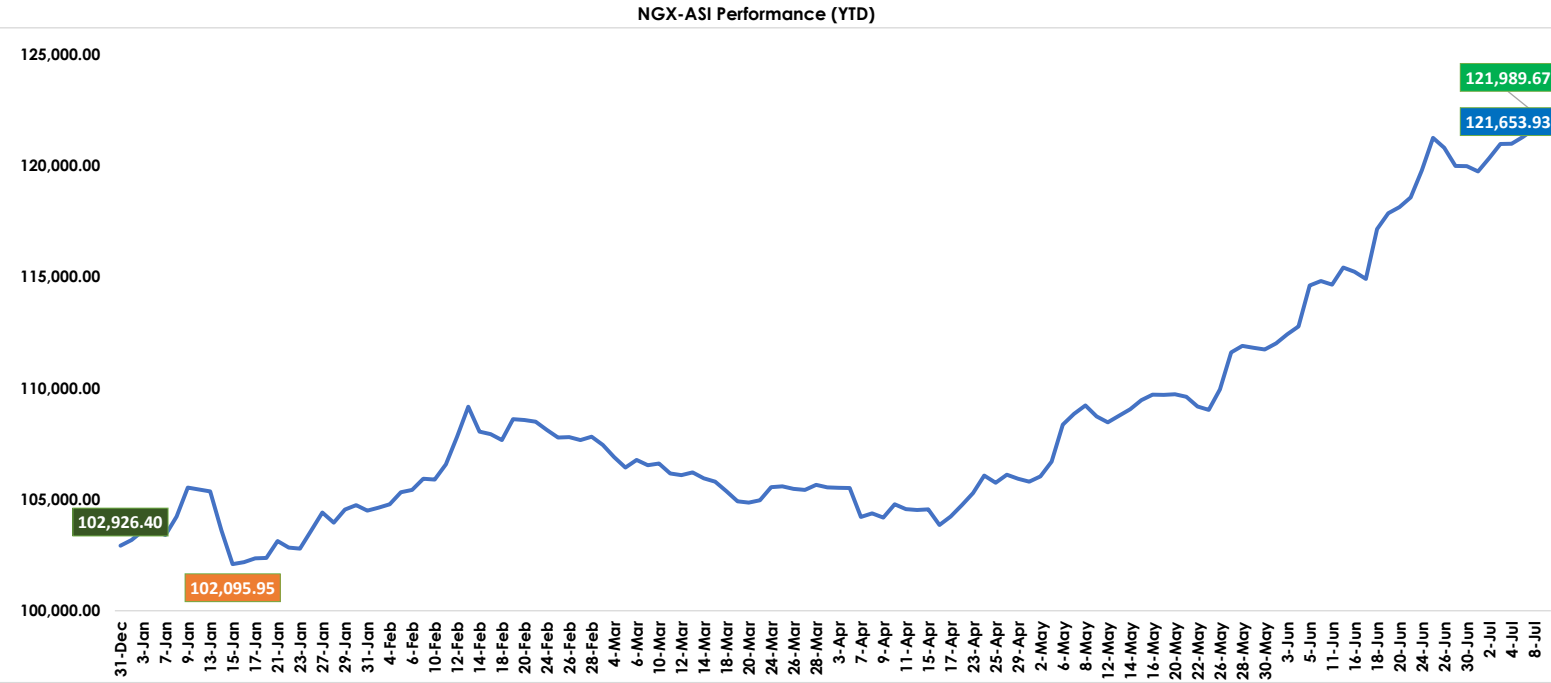
In addition, the market sectoral performance was positive today, as three out of the five major market sectors were up, led by the Insurance sector, which grew by (+2.48%), followed by the Industrial sector, advanced by (+0.97%), and lastly the Banking sector with a gain of (+0.45%). The Consumer goods and Oil & Gas sectors dropped by -0.13% and -0.05% accordingly.

Best 10 Performers	OPEN (₦)	Close (₦)	%Change
CHAMS	2.50	2.75	10.00%
CILEASING	6.60	7.26	10.00%
ENAMELWA	18.50	20.35	10.00%
REDSTAREX	10.10	11.11	10.00%
RTBRISCOE	3.50	3.85	10.00%
ELLAHLAKES	9.50	10.45	10.00%
OMATEK	1.10	1.21	10.00%
THOMASWY	2.71	2.98	9.96%
SUNUASSUR	4.22	4.64	9.95%
MANSARD	11.06	12.16	9.95%

Worst 10 Performers	OPEN (₦)	Close (₦)	%Change
LEGENDINT	8.70	8.00	-8.05%
GUINEAINS	1.12	1.04	-7.14%
ETERNA	43.00	41.00	-4.65%
ETRANZACT	9.00	8.60	-4.44%
REGALINS	0.92	0.88	-4.35%
INTBREW	15.70	15.05	-4.14%
FIRSTHOLDCO	29.95	28.75	-4.01%
UPDC	4.36	4.20	-3.67%
CWG	16.55	16.00	-3.32%
WEMABANK	16.40	15.95	-2.74%

Top 10 Traders By Volume	Sector	Volume (Units)	% of Mkt Volme
JAPAUFGOLD	Oil & Gas	137,338,509	15.48%
ACCESSCORP	Banking	83,039,740	9.36%
AIICO	Financial Services	50,002,528	5.64%
UNIVINSURE	Insurance	41,948,953	4.73%
ELLAHLAKES	Agriculture	31,939,673	3.60%
TANTALIZER	Services	30,404,654	3.43%
CHAMS	ICT	29,013,982	3.27%
FTNCOCOA	Agriculture	26,357,394	2.97%
ZENITHBANK	Banking	23,119,721	2.61%
UBA	Banking	21,780,509	2.46%

Top 10 Traders By Value	Value (₦)	% of Mkt Value
ACCESSCORP	1,848,064,066.95	11.86%
GTCO	1,601,752,820.30	10.28%
ARADEL	1,556,592,501.80	9.99%
ZENITHBANK	1,346,260,176.05	8.64%
NGXGROUP	1,023,934,462.70	6.57%
UBA	796,656,905.15	5.11%
MTNN	574,591,317.80	3.69%
DANGCEM	536,506,345.20	3.44%
WAPCO	473,281,692.15	3.04%



Wednesday, July 9, 2025

Market Performance History			Sector Indices		A-Day Change		YTD % Change
A-Day Change	↑	0.28%	NGX-30	↑	0.25%	↑	17.36%
Week-on-Week	↑	1.37%	Banking	↑	0.45%	↑	22.56%
Month-to-Date	↑	9.17%	Consumer Goods	↓	-0.13%	↑	59.17%
Quarter-to-Date	↑	15.45%	Industrial Goods	↑	0.97%	↑	1.09%
Year-to-Date	↑	18.52%	Insurance	↑	2.48%	↑	16.71%
52-Weeks High		121,989.67	Oil & Gas	↓	-0.05%	↓	-9.41%
52-Weeks Low		95,718.05					

Economic Indicators	Today	Previous Day	A-Day Change	YTD % Change	NTB True Yield	Closed	A-day Change
Exchange Rate - I&E (₺/\$)	1529.22	1528.33	↑	0.06% ↑	0.73%	1-Month	16.98% ↓ -0.69%
Exchange Rate - Parallel (₺/\$)	1535.00	1535	→	0.00% ↑	6.69%	3-Month	17.53% ↓ -1.17%
Monetary Policy Rate (MPR)	27.50%	27.50%	→	0.00% →	0.00%	6-Month	19.08% ↓ -1.29%
Crude Oil Price (\$/Barrel)	70.24	70.15	↑	0.13% ↓	-5.89%	9-Month	20.85% ↓ -0.77%
Foreign Reserve (\$'Bn)	37.28	37.18	↑	0.25% ↓	-8.81%	12-Month	20.94% ↓ -0.47%
Inflation Rate	22.97%	22.97%	→	0.00% ↓	-11.63%		

**Note :** -Crude oil (Brent) and Foreign Exchange price represents spot price as at the time this report was prepared  
-Foreign reserves figures have two-day lag  
-Inflation figure as at May 2025  
-NTB True Yield have a day's lag

**Disclaimer**  
This report by Atlass Portfolio Ltd is for information purposes only. While opinions and estimates therein have been carefully prepared, the company and its employees do not guaranty the complete accuracy of the information contained herewith as information was also gathered from various sources believed to be reliable and accurate at the time of this report. We do not take responsibility therefore for any loss arising from the use of the information contained herein.