






THE NIGERIAN EQUITY MARKET SUMMARY

Tuesday, June 24, 2025

Equity Market Advance Further on Continued Bullish Momentum, as Market Cap Hits ₦75 Trillion

Key Market Indicators	Units	Today	Previous Day	% Change
The All -Share Index	Basis Points	119,790.82	118,579.65 	1.02%
Total Market Cap.	₦Trillion	75.58	74.81 	1.02%
Total Volume Traded	Million	854.77	653.66 	30.77%
Total Value Traded	₦Million	23,481.20	21,327.44 	10.10%
Deals		21,933	22,206 	-1.23%

The Nigerian equity market closed in positive territory today, extending its bullish run from the previous sessions, as key market performance indicators (the NGX-ASI and Market Capitalization) each appreciated by 1.02%. The market's upward trajectory was fueled by sustained buying interest in medium and large-scale stocks, particularly DANGSUGAR, OKOMUOIL, WAPCO, ELLAHLAKES, among others, reflecting continued investor confidence in the bourse's momentum. Specifically, the market index (All-Share Index) surged by 1,211.17 basis points today, to close at a fresh all-time high of 119,790.82 points, representing a 1.02% increase from the previous session. Similarly, the Market Capitalization appreciated by ₦764.13 billion to settle at ₦75.58 trillion, also marking a 1.02% increase.

Furthermore, market activities were up today in comparison to the previous day's trade, as the Total Volume and Total Value of trades increased by 30.77% and 10.10% respectively. Approximately 854.77 million units valued at ₦23,481.20 million were transacted across 21,933 deals. In terms of volume, ROYALEX led the activity chart, accounting for 13.71% of the total volume of trades, followed by FIDELITYBK (11.11%), ACCESSCORP (7.36%), ZENITHBANK (4.53%), and UBA (4.46%), rounding out the top five. OKOMUOIL emerged as the most traded stock in value terms, with 14.04% of the total value of trades on the exchange.

DANGSUGAR, OKOMUOIL, UPDC, and BETAGLAS topped the advancers' chart for today with a price appreciation of 10.00 percent each, trailed by CHAMPION with (+9.98%) growth, ELLAHLAKES (+9.90%), CWG (+9.90%), NEIMETH (+9.83%), CILEASING (+9.79%) and fifty-two others. Twenty-two (22) stocks depreciated, where DAARCOMM was the top loser, with a price depreciation of -7.81%, as PRESTIGE (-5.56%), ARADEL (-4.06%), FIRSHOLDCO (-3.93%), LEGENDINT (-2.87%), and VERITASKAP (-2.00%) also dipped in price. In that regard, the market breadth closed positive, recording 61 gainers and 22 losers.

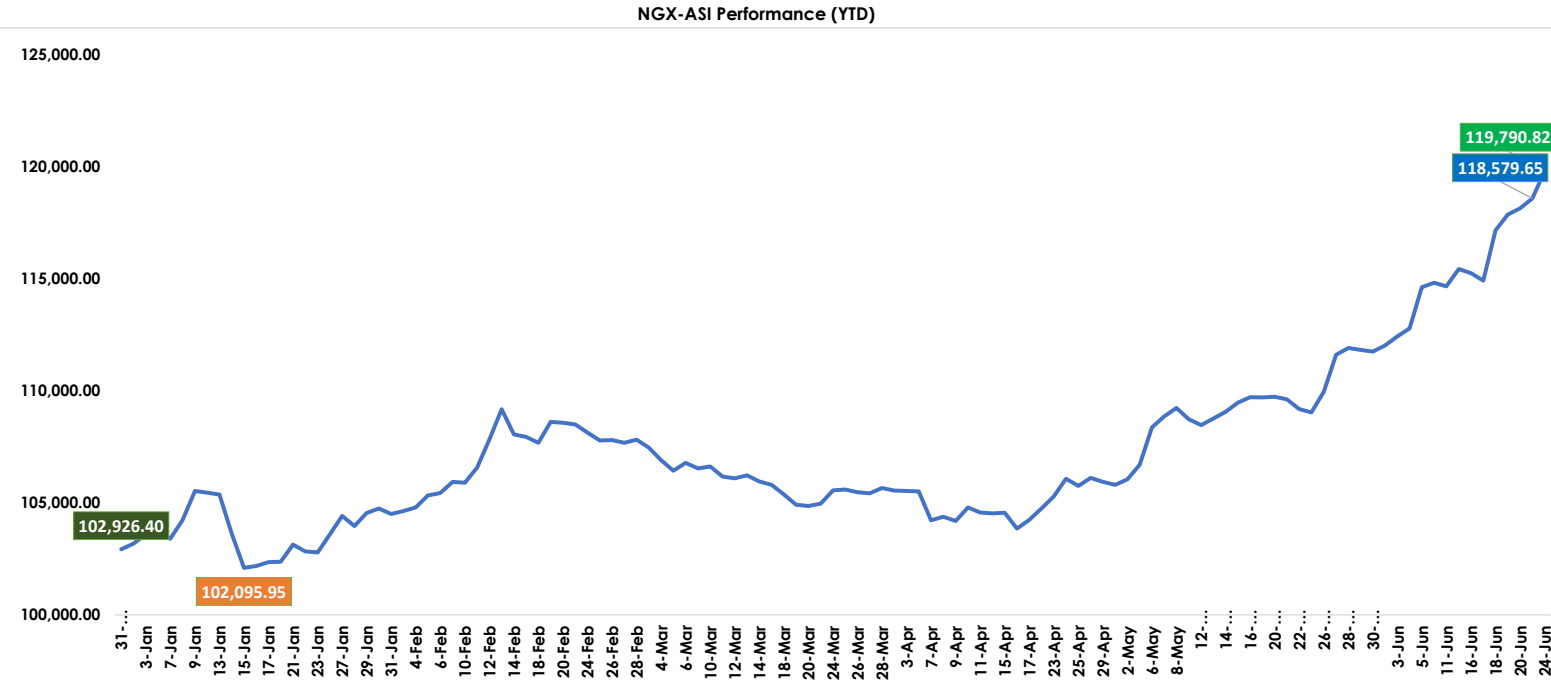
In addition, the market sectoral performance was positive, as four out of the five major market sectors were up, led by the Industrial sector, which grew by (3.13%), followed by the Consumer goods sector, advancing by (2.01%), the Banking sector by (0.94%), and the Insurance sector by (0.06%). The Oil & Gas sector recorded a loss of 1.51%.

Best 10 Performers	OPEN (₦)	Close (₦)	%Change
DANGSUGAR	40.00	44.00	10.00%
OKOMUOIL	680.00	748.00	10.00%
UPDC	3.00	3.30	10.00%
BETAGLAS	303.60	333.95	10.00%
CHAMPION	9.02	9.92	9.98%
ELLAHLAKES	5.86	6.44	9.90%
CWG	9.60	10.55	9.90%
NEIMETH	4.07	4.47	9.83%
CILEASING	4.29	4.71	9.79%
FTNCOCOA	3.08	3.38	9.74%

Worst 10 Performers	OPEN (₦)	Close (₦)	%Change
DAARCOMM	0.64	0.59	-7.81%
PRESTIGE	1.08	1.02	-5.56%
IMG	34.90	33.40	-4.30%
NPFMCRCFBK	2.12	2.03	-4.25%
ARADEL	536.80	515.00	-4.06%
FIRSHOLDCO	28.00	26.90	-3.93%
ROYALEX	1.04	1.00	-3.85%
UPL	6.62	6.40	-3.32%
REGALINS	0.65	0.63	-3.08%
MANSARD	10.00	9.70	-3.00%

Top 10 Traders By Volume	Sector	Volume (Units)	% of Mkt Volume
ROYALEX	Financial Services	103,584,171	13.71%
FIDELITYBK	Banking	83,927,799	11.11%
ACCESSCORP	Banking	55,602,690	7.36%
ZENITHBANK	Banking	34,211,315	4.53%
UBA	Banking	33,684,137	4.46%
FTNCOCOA	Agriculture	24,170,325	3.20%
AIICO	Financial Services	19,101,314	2.53%
CUSTODIAN	Financial Services	19,014,243	2.52%
ELLAHLAKES	Agriculture	17,880,713	2.37%
CADBURY	Consumer goods	17,432,192	2.31%

Top 10 Traders By Value	Value (₦)	% of Mkt Value
OKOMUOIL	3,270,168,261.40	14.04%
ZENITHBANK	1,768,437,660.90	7.59%
FIDELITYBK	1,632,768,400.50	7.01%
ARADEL	1,628,532,266.40	6.99%
ACCESSCORP	1,263,475,279.55	5.43%
PRESCO	1,229,303,078.90	5.28%
SEPLAT	1,206,689,057.10	5.18%
UBA	1,178,350,984.45	5.06%
GTCCO	1,072,787,462.10	4.61%



Market Performance History			Sector Indices		A-Day Change		YTD % Change
A-Day Change	↑	1.02%	NGX-30	↑		1.26% ↑	16.13%
Week-on-Week	↑	4.25%	Banking	↑		0.94% ↑	18.17%
Month-to-Date	↑	13.37%	Consumer Goods	↑		2.01% ↑	49.60%
Quarter-to-Date	↑	13.37%	Industrial Goods	↑		3.13% ↑	1.68%
Year-to-Date	↑	16.38%	Insurance	↑		0.06% ↑	2.78%
52-Weeks High		119,790.82	Oil & Gas	↓		-1.51% ↓	-8.81%
52-Weeks Low		95,718.05					

Economic Indicators	Today	Previous Day	A-Day Change	YTD % Change	NTB True Yield	Closed	A-day Change
Exchange Rate - I&E (R/\$)	1548.52	1547.36	↑	0.07% ↓	-0.52%	1-Month	17.51% ↑
Exchange Rate - Parallel (R/\$)	1580.00	1575	↑	0.32% ↑	3.95%	3-Month	18.49% ↑
Monetary Policy Rate (MPR)	27.50%	27.50%	→	0.00% →	0.00%	6-Month	19.98% ↓
Crude Oil Price (\$/Barrel)	68.4	70.52	↓	-3.01% ↓	-8.36%	9-Month	21.99% ↑
Foreign Reserve (\$'Bn)	37.66	37.71	↓	-0.13% ↓	-7.86%	12-Month	22.53% ↓
Inflation Rate	22.97%	22.97%	→	0.00% ↓	-11.63%		

Note : -Crude oil (Brent) and Foreign Exchange price represents spot price as at the time this report was prepared
-Foreign reserves figures have two-day lag
-Inflation figure as at May 2025
-NTB True Yield have a day's lag

Disclaimer
This report by Atlass Portfolio Ltd is for information purposes only. While opinions and estimates therein have been carefully prepared, the company and its employees do not guaranty the complete accuracy of the information contained herewith as information was also gathered from various sources believed to be reliable and accurate at the time of this report. We do not take responsibility therefore for any loss arising from the use of the information contained herein.