































Wednesday, October 6, 2021











Banking, Industrial Good Sectors Maintain Equity Market Upward Look

Key Market Indicators		Today	Previous Day	%Change
The All -Share Index	Basis Points	40,765.20	40,716.66	↑ 0.12%
Total Market Cap.	₦Trillion	21.24	21.22	↑ 0.12%
Total Volume Traded	Million	400.65	432.99	↓ -7.47%
Total Value Traded	₦Million	3,479.20	3,125.23	↑ 11.33%

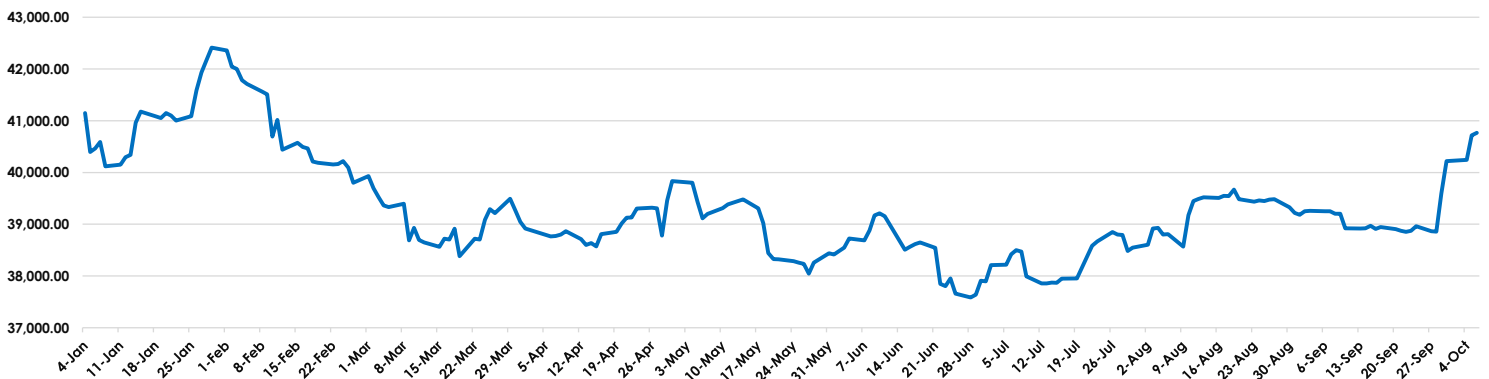
Best 10 Performers		OPEN (₦)	Close (₦)	%Change
FBNH		9.00	9.70	7.78%
UPL		1.22	1.31	7.38%
NNFM		7.70	8.20	6.49%
LIVESTOCK		2.23	2.35	5.38%
UNIVINSURE		0.20	0.21	5.00%
VERITASKAP		0.21	0.22	4.76%
FCMB		2.92	3.03	3.77%
AFRIPRUD		6.40	6.60	3.12%
FIDELITYBK		2.52	2.59	2.78%
UACN		10.25	10.50	2.44%

Worst 10 Performers		OPEN (₦)	Close (₦)	%Change
PHARMDEKO		2.83	2.66	-6.01%
ABCTRANS		0.35	0.33	-5.71%
REGALINS		0.41	0.39	-4.88%
CHAMS		0.22	0.21	-4.55%
SOVRENINS		0.24	0.23	-4.17%
FTNCOCOA		0.50	0.48	-4.00%
HONYFLOUR		3.88	3.75	-3.35%
MANSARD		2.57	2.49	-3.11%
UBA		7.95	7.75	-2.52%
JAPAUFGOLD		0.49	0.48	-2.04%

Top 10 Traders By Volume		Sector	Volume (Units)	% of Mkt Volume
FBNH		Banking	108,741,273	27.14%
TRANSCORP		Conglomerates	39,676,468	9.90%
ETI		Banking	32,783,162	8.18%
UBA		Banking	25,269,034	6.31%
FIDELITYBK		Banking	19,897,564	4.97%
ACCESS		Banking	15,517,237	3.87%
WAPCO		Industrial Goods	12,909,929	3.22%
GTCO		Banking	11,765,845	2.94%
UNIVINSURE		Insurance	11,651,500	2.91%
ZENITHBANK		Banking	11,628,399	2.90%

Top 10 Traders By Value		Sector	Value (₦)	% of Mkt Value
FBNH		Banking	1,072,504,475.95	30.83%
GTCO		ICT	334,960,164.95	9.63%
WAPCO		Industrial Goods	296,938,800.95	8.53%
ZENITHBANK		Banking	280,874,696.35	8.07%
UBA		Banking	204,443,364.40	5.88%
ETI		Banking	189,906,945.20	5.46%
SEPLAT		Oil & Gas	180,433,762.70	5.19%
ACCESS		Banking	147,609,174.05	4.24%
MTNN		ICT	116,741,808.70	3.36%
NESTLE		Consumer Goods	97,645,647.40	2.81%

NGX-ASI Performance (YTD)



Market Performance History		Sector Indices		A-Day Change		YTD % Change	
A-Day Change	↑ 0.12%	NSE30	↑	0.15%	↑	2.83%	
Week-on-Week	↑ 2.96%	Banking	↑	0.06%	↓	-3.22%	
Month-to-Date	↑ 1.35%	Consumer Goods	↓	-0.15%	↓	-1.61%	
Quarter-to-Date	↑ 1.35%	Industrial Goods	↑	0.05%	↑	1.83%	
Year-to-Date	↑ 1.23%	Insurance	↓	-0.67%	↓	-8.98%	
52-Weeks High	42,412.66	Oil & Gas	↓	-0.04%	↑	62.96%	
52-Weeks Low	28,337.49						

Economic Indicators	Today	Previous Day	A-Day Change		YTD % Change	
Exchange Rate - I&E (₦/\$)	414.3	413.55	↓	-0.18%	↓	-5.07%
Exchange Rate - Parallel (₦/\$)	575	575	→	0.00%	↓	-22.34%
Monetary Policy Rate (MPR)	11.50%	11.50%	→	0.00%	→	0.00%
Crude Oil Price (\$/Barrel)	82.02	82.56	↓	-0.65%	↑	60.54%
Foreign Reserve (\$'Bn)	37.57	36.78	↑	2.15%	↑	3.81%
Inflation Rate	17.01%	17.38%	↑	0.37%	↓	-1.26%

Note : -Crude oil (Brent) and Foreign Exchange price represents spot price as at the time this report was prepared
 -Foreign reserves figures have two-day lag
 -Inflation figure as at August 2021

Disclaimer

This report by Atlass Portfolio Ltd is for information purposes only. While opinions and estimates therein have been carefully prepared, the company and its employees do not guaranty the complete accuracy of the information contained herewith as information was also gathered from various sources believed to be reliable and accurate at the time of this report. We do not take responsibility therefore for any loss arising from the use of the information contained herein.

Contact Information

obaanu@atlassportfolios.com

research@atlassportfolios.com