































Thursday, September 23, 2021











**Bull Regains Strength as NGX-ASI Surge by 0.06%**

Key Market Indicators		Today	Previous Day	%Change
The All -Share Index	Basis Points	38,874.13	38,852.69 ↑	0.06%
Total Market Cap.	₦Trillion	20.25	20.24 ↑	0.06%
Total Volume Traded	Million	125.80	155.77 ↓	-19.24%
Total Value Traded	₦Million	1,266.02	1,510.28 ↓	-16.17%

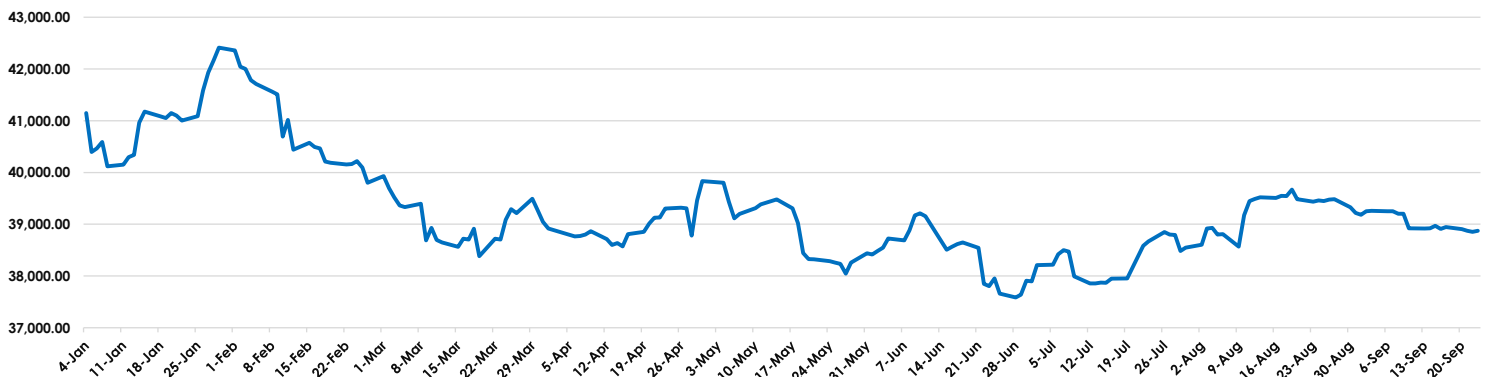
Best 10 Performers		OPEN (₦)	Close (₦)	%Change
NAHCO		3.20	3.52	10.00%
PHARMDEKO		1.78	1.95	9.55%
VERITASKAP		0.21	0.23	9.52%
CORNERST		0.53	0.58	9.43%
CHAMS		0.21	0.22	4.76%
PZ		5.50	5.75	4.55%
OANDO		4.65	4.82	3.66%
LINKASSURE		0.57	0.59	3.51%
MBENEFIT		0.29	0.30	3.45%
FTNCOCOA		0.49	0.50	2.04%

Worst 10 Performers		OPEN (₦)	Close (₦)	%Change
SOVRENINS		0.24	0.23	-4.17%
UPDC		1.90	1.83	-3.68%
ETI		5.30	5.15	-2.83%
TRANSCORP		0.92	0.90	-2.17%
PRESTIGE		0.48	0.47	-2.08%
HONYFLOUR		3.90	3.82	-2.05%
AICO		0.98	0.96	-2.04%
UCAP		8.55	8.40	-1.75%
WEMABANK		0.77	0.76	-1.30%
AFRIPRUD		6.50	6.45	-0.77%

Top 10 Traders By Volume		Sector	Volume (Units)	% of Mkt Volume
MBENEFIT		Insurance	13,715,226	10.90%
UCAP		Other Financial	11,461,831	9.11%
GTCO		Banking	9,947,659	7.91%
ZENITHBANK		Banking	9,201,337	7.31%
TRANSCORP		Conglomerate	7,573,412	6.02%
STERLN BANK		Banking	6,531,491	5.19%
ACCESS		Banking	6,362,822	5.06%
OANDO		Oil & Gas	5,421,635	4.31%
UNILEVER		Consumer Goods	4,895,893	3.89%
UBA		Banking	3,859,103	3.07%

Top 10 Traders By Value		Sector	Value (₦)	% of Mkt Value
GTCO		Banking	270,927,927.70	21.40%
ZENITHBANK		Banking	210,476,754.80	16.63%
UCAP		Other Financial	97,613,939.85	7.71%
MTNN		ICT	81,033,803.20	6.40%
DANGCEM		Industrial Goods	71,200,796.60	5.62%
UNILEVER		Consumer Goods	64,630,452.60	5.11%
STANBIC		Banking	58,630,576.30	4.63%
ACCESS		Banking	54,768,168.65	4.33%
UBA		Banking	29,426,515.70	2.32%
SEPLAT		Oil & Gas	29,190,858.50	2.31%

**NGX-ASI Performance (YTD)**



Market Performance History		Sector Indices		A-Day Change		YTD % Change	
A-Day Change	↑ 0.06%	NSE30	↑	0.01%	↓	-1.72%	
Week-on-Week	↓ -0.10%	Banking	↓	-0.19%	↓	-7.92%	
Month-to-Date	↑ 0.85%	Consumer Goods	↑	0.08%	↓	-4.34%	
Quarter-to-Date	↑ 2.55%	Industrial Goods	↑	0.01%	↓	-4.54%	
Year-to-Date	↓ -3.47%	Insurance	↑	0.90%	↓	-1.46%	
52-Weeks High	42,412.66	Oil & Gas	↑	0.68%	↑	60.82%	
52-Weeks Low	25,783.02						

Economic Indicators	Today	Previous Day	A-Day Change		YTD % Change	
Exchange Rate - I&E (₦/\$)	413.18	413.28	↑	0.02%	↓	-4.79%
Exchange Rate - Parallel (₦/\$)	572	572	→	0.00%	↓	-21.70%
Monetary Policy Rate (MPR)	11.50%	11.50%	→	0.00%	→	0.00%
Crude Oil Price (\$/Barrel)	75.67	75.39	↑	0.37%	↑	48.11%
Foreign Reserve (\$'Bn)	35.83	35.74	↑	0.25%	↓	-0.99%
Inflation Rate	17.01%	17.38%	↑	0.37%	↓	-1.26%

**Note :** -Crude oil (Brent) and Foreign Exchange price represents spot price as at the time this report was prepared  
 -Foreign reserves figures have two-day lag  
 -Inflation figure as at August 2021

#### Disclaimer

This report by Atlass Portfolio Ltd is for information purposes only. While opinions and estimates therein have been carefully prepared, the company and its employees do not guaranty the complete accuracy of the information contained herewith as information was also gathered from various sources believed to be reliable and accurate at the time of this report. We do not take responsibility therefore for any loss arising from the use of the information contained herein.

#### Contact Information

[obaanu@atlassportfolios.com](mailto:obaanu@atlassportfolios.com)

[research@atlassportfolios.com](mailto:research@atlassportfolios.com)