































Friday, September 17, 2021











**Equity Investors Gain ₦17 billion as MPC Hold Rate**

Key Market Indicators		Today	Previous Day	%Change
The All-Share Index	Basis Points	38,943.87	38,911.31	↑ 0.08%
Total Market Cap.	₦Trillion	20.29	20.27	↑ 0.08%
Total Volume Traded	Million	155.10	130.20	↑ 19.12%
Total Value Traded	₦Million	1,945.98	1,427.31	↑ 36.34%

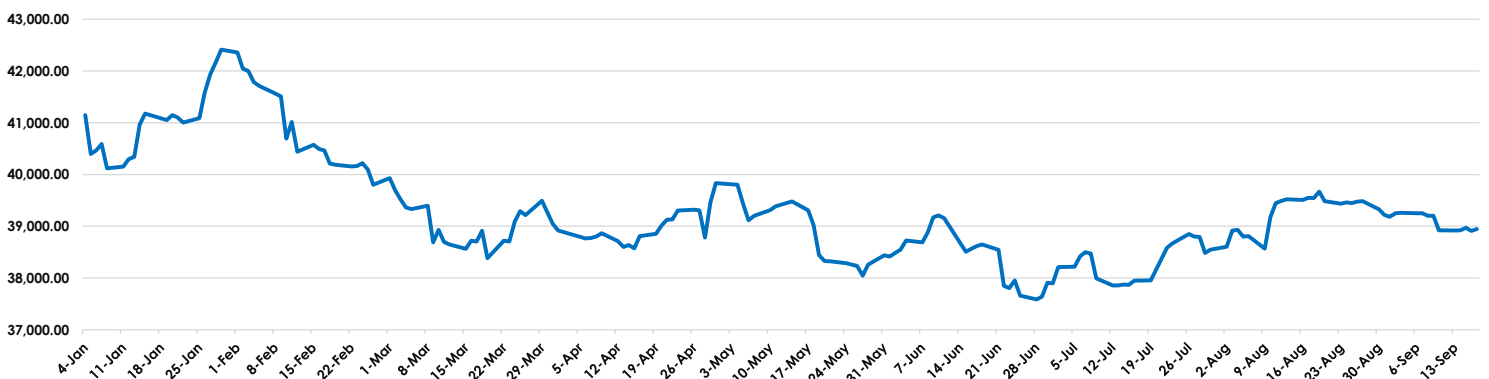
Best 10 Performers		OPEN (₦)	Close (₦)	%Change
CHIPLC		0.48	0.52	8.33%
REGALINS		0.42	0.45	7.14%
PRESTIGE		0.44	0.47	6.82%
UCAP		8.35	8.90	6.59%
SOVRENINS		0.25	0.26	4.00%
GTCO		27.05	28.00	3.51%
LINKASSURE		0.59	0.61	3.39%
HONYFLOUR		3.91	4.00	2.30%
UACN		9.80	10.00	2.04%
OANDO		4.55	4.63	1.76%

Worst 10 Performers		OPEN (₦)	Close (₦)	%Change
IKEJAHOTEL		1.22	1.14	-6.56%
OKOMUOIL		110	104	-5.45%
UNITYBNK		0.57	0.55	-3.51%
COURTVILLE		0.3	0.29	-3.33%
WAPCO		22	21.5	-2.27%
FTNCOCOA		0.5	0.49	-2.00%
VITAFOAM		17.4	17.2	-1.15%
CUTIX		4.9	4.85	-1.02%
STERLNBANK		1.5	1.49	-0.67%
ABCTTRANS		0.33	0.33	0.00%

Top 10 Traders By Volume		Sector	Volume (Units)	% of Mkt Volume
UNIVINSURE		Insurance	19,076,700	12.30%
UBA		Banking	11,058,352	7.13%
WAPCO		Industrial Goods	10,232,918	6.60%
ZENITHBANK		Banking	9,951,441	6.42%
UCAP		Other Financial	9,821,158	6.33%
FLOURMILL		Consumer Goods	8,927,511	5.76%
FIDELITYBK		Banking	7,977,874	5.14%
FBNH		Banking	7,408,698	4.78%
HONYFLOUR		Consumer Goods	5,581,851	3.60%
TRANSCORP		Conglomerate	4,919,289	3.17%

Top 10 Traders By Value		Sector	Value (₦)	% of Mkt Volume
FLOURMILL		Consumer Goods	266,445,149.60	13.69%
MTNN		ICT	237,149,550.80	12.19%
ZENITHBANK		Banking	235,600,707.25	12.11%
NESTLE		Consumer Goods	222,456,532.20	11.43%
WAPCO		Industrial Goods	220,204,331.55	11.32%
GTCO		Banking	94,237,671.75	4.84%
STANBIC		Banking	90,251,659.75	4.64%
UCAP		Other Financial	84,914,432.80	4.36%
UBA		Banking	84,048,815.85	4.32%
FBNH		Banking	55,503,121.65	2.85%

**NGX-ASI Performance (YTD)**



Market Performance History		Sector Indices		A-Day Change		YTD % Change	
A-Day Change	↑ 0.08%	NSE30	↑	0.05%	↓	-1.39%	
Week-on-Week	↑ 0.06%	Banking	↓	-0.34%	↓	-5.80%	
Month-to-Date	↑ 1.03%	Consumer Goods	↑	0.04%	↓	-4.25%	
Quarter-to-Date	↑ 2.73%	Industrial Goods	↓	-0.13%	↓	-4.77%	
Year-to-Date	↓ -3.29%	Insurance	↑	1.04%	↓	-2.89%	
52-Weeks High	42,412.66	Oil & Gas	↑	0.32%	↑	58.70%	
52-Weeks Low	25,532.74						

Economic Indicators	Today	Previous Day	A-Day Change		YTD % Change	
Exchange Rate - I&E (₦/\$)	413.07	412.06	↓	-0.25%	↓	-4.76%
Exchange Rate - Parallel (₦/\$)	570	570	→	0.00%	↓	-21.28%
Monetary Policy Rate (MPR)	11.50%	11.50%	→	0.00%	→	0.00%
Crude Oil Price (\$/Barrel)	75.39	74.98	↑	0.55%	↑	47.56%
Foreign Reserve (\$'Bn)	35.27	35.19	↑	0.23%	↓	-2.54%
Inflation Rate	17.01%	17.38%	↑	0.37%	↓	-1.26%

**Note :** -Crude oil (Brent) and Foreign Exchange price represents spot price as at the time this report was prepared  
 -Foreign reserves figures have two-day lag  
 -Inflation figure as at August 2021

#### Disclaimer

This report by Atlass Portfolio Ltd is for information purposes only. While opinions and estimates therein have been carefully prepared, the company and its employees do not guaranty the complete accuracy of the information contained herewith as information was also gathered from various sources believed to be reliable and accurate at the time of this report. We do not take responsibility therefore for any loss arising from the use of the information contained herein.

#### Contact Information

[obaanu@atlassportfolios.com](mailto:obaanu@atlassportfolios.com)

[research@atlassportfolios.com](mailto:research@atlassportfolios.com)