































Thursday, September 9, 2021











**Investors Sustain sentiment as NGX-ASI Nosedive by 0.01%**

Key Market Indicators		Today	Previous Day	%Change
The All-Share Index	Basis Points	39,201.33	39,204.52 ↓	-0.01%
Total Market Cap.	₦Trillion	20.42	20.43 ↓	-0.01%
Total Volume Traded	Million	350.53	354.06 ↓	-1.00%
Total Value Traded	₦Million	3,347.32	3,202.63 ↑	4.52%

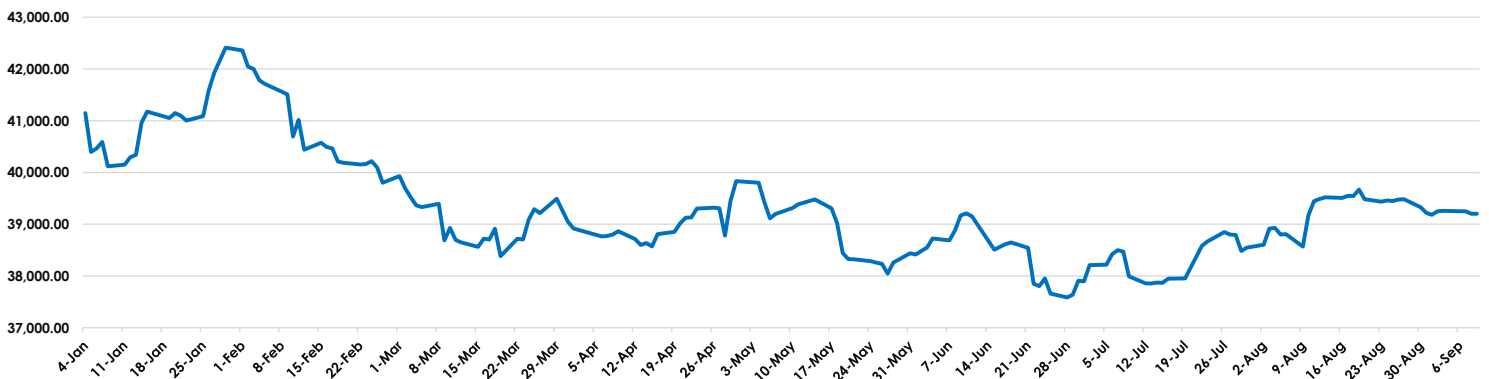
Best 10 Performers		OPEN (₦)	Close (₦)	%Change
CHAMS		0.21	0.22	4.76%
UBA		7.50	7.85	4.67%
CUTIX		4.78	5.00	4.60%
OANDO		4.54	4.68	3.08%
NB		48.05	48.65	1.25%
NEM		1.91	1.93	1.05%
AFRIPRUD		6.40	6.45	0.78%
FBNH		7.45	7.50	0.67%
GTCO		27.05	27.10	0.18%
ABCTRANS		0.34	0.34	0.00%

Worst 10 Performers		OPEN (₦)	Close (₦)	%Change
CORNERST		0.52	0.48	-7.69%
AIICO		1.02	0.95	-6.86%
LEARNAFRCA		1.44	1.36	-5.56%
LIVESTOCK		2.2	2.08	-5.45%
HONYFLOUR		4.09	3.88	-5.13%
UPDC		1.77	1.68	-5.08%
UNIVINSURE		0.21	0.2	-4.76%
FTNCOCOA		0.51	0.49	-3.92%
JAPPAULGOLD		0.51	0.49	-3.92%
REGALINS		0.51	0.49	-3.92%

Top 10 Traders By Volume		Sector	Volume (Units)	% of Mkt Volume
FBNH		Banking	97,728,017	27.88%
WEMABANK		Banking	74,856,205	21.36%
ACCESS		Insurance	47,750,839	13.62%
LIVESTOCK		Banking	12,852,373	3.67%
NB		Conglomerate	10,002,977	2.85%
GTCO		Banking	9,457,627	2.70%
ZENITHBANK		Banking	9,135,924	2.61%
TRANSCORP		Banking	7,882,444	2.25%
STERLN BANK		Insurance	7,420,024	2.12%
UPDC		Insurance	6,618,092	1.89%

Top 10 Traders By Value		Sector	Value (₦)	% of Mkt Volume
FBNH		Banking	729,640,964.80	21.80%
NB		Banking	486,817,551.80	14.54%
ACCESS		Banking	451,171,150.40	13.48%
MTNN		Oil & Gas	275,999,604.20	8.25%
GTCO		Banking	256,508,778.55	7.66%
ZENITHBANK		Industrial Goods	219,137,707.20	6.55%
AIRTELAFRI		Banking	178,781,650.20	5.34%
WAPCO		Conglomerate	134,955,170.25	4.03%
SEPLAT		Banking	117,532,042.00	3.51%
GUINNESS		ICT	70,827,524.60	2.12%

**NGX-ASI Performance (YTD)**



Market Performance History		Sector Indices		A-Day Change	YTD % Change
A-Day Change	↓ -0.01%	NSE30	↑	0.00% ↓	-1.44%
Week-on-Week	↓ -0.13%	Banking	↑	0.03% ↓	-4.25%
Month-to-Date	↑ 1.70%	Consumer Goods	↑	0.14% ↓	-4.07%
Quarter-to-Date	↑ 3.41%	Industrial Goods	↓	-0.02% ↓	-4.54%
Year-to-Date	↓ -2.66%	Insurance	↓	-1.65% ↓	-2.42%
52-Weeks High	42,412.66	Oil & Gas	↑	0.55% ↑	64.47%
52-Weeks Low	25,424.91				

Economic Indicators	Today	Previous Day	A-Day Change	YTD % Change
Exchange Rate - I&E (₦/\$)	411.5	410.67 ↓	-0.20% ↓	-4.36%
Exchange Rate - Parallel (₦/\$)	540	535 ↓	-0.93% ↓	-14.89%
Monetary Policy Rate (MPR)	11.50%	11.50% →	0.00% →	0.00%
Crude Oil Price (\$/Barrel)	72.15	72.6 ↓	-0.62% ↑	41.22%
Foreign Reserve (\$'Bn)	34.6	34.5 ↑	0.29% ↓	-4.39%
Inflation Rate	17.38%	17.75% ↑	0.37% ↓	-1.63%

**Note :** -Crude oil (Brent) and Foreign Exchange price represents spot price as at the time this report was prepared  
 -Foreign reserves figures have two-day lag  
 -Inflation figure as at July 2021

**Disclaimer**

This report by Atlass Portfolio Ltd is for information purposes only. While opinions and estimates therein have been carefully prepared, the company and its employees do not guaranty the complete accuracy of the information contained herewith as information was also gathered from various sources believed to be reliable and accurate at the time of this report. We do not take responsibility therefore for any loss arising from the use of the information contained herein.

**Contact Information**

[obaanu@atlassportfolios.com](mailto:obaanu@atlassportfolios.com)

[research@atlassportfolios.com](mailto:research@atlassportfolios.com)