































Tuesday, September 7, 2021











Stock Market Close Marginally Lower, Dip 0.004%

Key Market Indicators		Today	Previous Day	%Change
The All -Share Index	Basis Points	39,251.29	39,252.98	↓ -0.004%
Total Market Cap.	₦Trillion	20.45	20.45	↓ -0.004%
Total Volume Traded	Million	355.94	210.95	↑ 68.73%
Total Value Traded	₦Million	2,871.87	1,383.71	↑ 107.55%

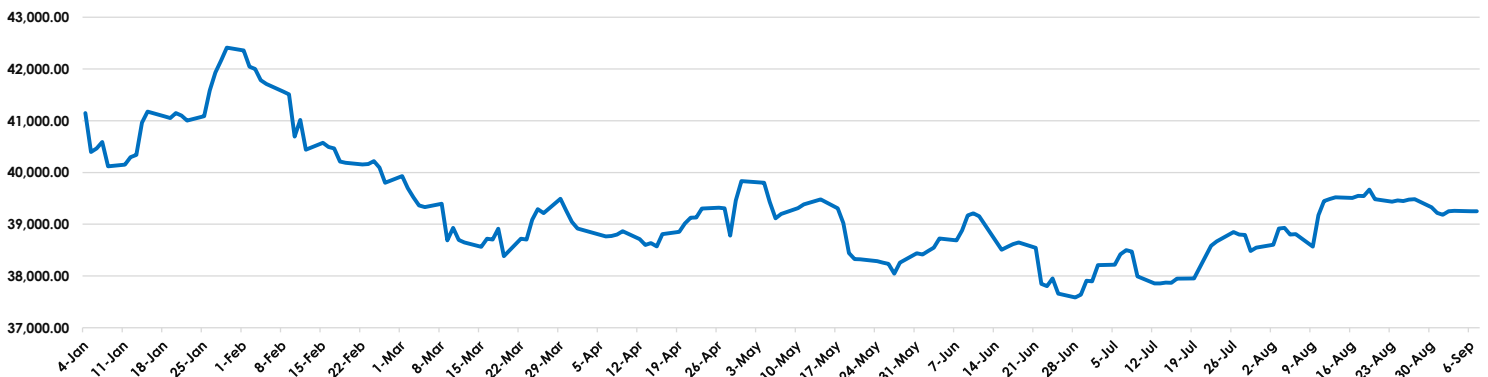
Best 10 Performers		OPEN (₦)	Close (₦)	%Change
UCAP		7.50	8.10	8.00%
INTBREW		4.65	5.00	7.53%
HONYFLOUR		3.75	4.00	6.67%
OANDO		4.15	4.40	6.02%
AFRIPRUD		6.05	6.40	5.79%
FTNCOCOA		0.49	0.51	4.08%
WAPIC		0.50	0.52	4.00%
JBERGER		26.00	27.00	3.85%
MBENEFIT		0.30	0.31	3.33%
STERLN BANK		1.51	1.56	3.31%

Worst 10 Performers		OPEN (₦)	Close (₦)	%Change
CORNERST		0.57	0.52	-8.77%
UNIVINSURE		0.21	0.2	-4.76%
ETI		5.5	5.25	-4.55%
NEM		2	1.91	-4.50%
UACN		11	10.55	-4.09%
CAVERTON		1.8	1.73	-3.89%
COURTVILLE		0.3	0.29	-3.33%
TRANSCOHOT		5.17	5	-3.29%
NEIMETH		1.96	1.9	-3.06%
WEMABANK		0.84	0.82	-2.38%

Top 10 Traders By Volume		Sector	Volume (Units)	% of Mkt Volume
FBNH		Banking	92,289,939	25.93%
ACCESS		Banking	75,685,723	21.26%
UNIVINSURE		Insurance	25,239,599	7.09%
UBA		Banking	18,385,972	5.17%
ZENITHBANK		Banking	14,304,122	4.02%
HONYFLOUR		Consumer Goods	13,175,873	3.70%
WEMABANK		Banking	13,017,725	3.66%
MBENEFIT		Insurance	11,146,847	3.13%
UCAP		Other Financial	9,271,141	2.60%
WAPIC		Insurance	7,232,504	2.03%

Top 10 Traders By Value		Sector	Value (₦)	% of Mkt Volume
ACCESS		Banking	711,908,660.15	24.79%
FBNH		Banking	687,727,256.65	23.95%
ZENITHBANK		Banking	346,431,867.40	12.06%
SEPLAT		Oil & Gas	199,504,199.10	6.95%
UBA		Banking	138,641,925.70	4.83%
GTCO		Banking	128,157,295.05	4.46%
UCAP		Other Financial	73,078,635.60	2.54%
OKOMUOIL		Agriculture	63,730,897.00	2.22%
TOTAL		Oil & Gas	60,840,321.40	2.12%
HONYFLOUR		Consumer Goods	50,970,919.60	1.77%

NGX-ASI Performance (YTD)



Market Performance History		Sector Indices		A-Day Change		YTD % Change	
A-Day Change	↓ -0.004%	NSE30	↓	-0.03%	↓	-1.30%	
Week-on-Week	↑ 0.08%	Banking	↓	-0.31%	↓	-3.97%	
Month-to-Date	↑ 1.83%	Consumer Goods	↑	0.52%	↓	-4.13%	
Quarter-to-Date	↑ 3.55%	Industrial Goods	↓	0.00%	↓	-4.52%	
Year-to-Date	↓ -2.53%	Insurance	↓	-0.90%	↑	0.22%	
52-Weeks High	42,412.66	Oil & Gas	↑	1.00%	↑	62.67%	
52-Weeks Low	25,424.91						

Economic Indicators	Today	Previous Day	A-Day Change		YTD % Change	
Exchange Rate - I&E (₦/\$)	411.13	411.5	↑	0.09%	↓	-4.36%
Exchange Rate - Parallel (₦/\$)	532	532	→	0.00%	↓	-13.19%
Monetary Policy Rate (MPR)	11.50%	11.50%	→	0.00%	→	0.00%
Crude Oil Price (\$/Barrel)	72.01	72.22	↓	-0.29%	↑	40.95%
Foreign Reserve (\$'Bn)	34.26	34.18	↑	0.23%	↓	-5.33%
Inflation Rate	17.38%	17.75%	↑	0.37%	↓	-1.63%

Note : -Crude oil (Brent) and Foreign Exchange price represents spot price as at the time this report was prepared
 -Foreign reserves figures have two-day lag
 -Inflation figure as at July 2021

Disclaimer

This report by Atlass Portfolio Ltd is for information purposes only. While opinions and estimates therein have been carefully prepared, the company and its employees do not guaranty the complete accuracy of the information contained herewith as information was also gathered from various sources believed to be reliable and accurate at the time of this report. We do not take responsibility therefore for any loss arising from the use of the information contained herein.

Contact Information

obaanu@atlassportfolios.com

research@atlassportfolios.com