































Monday, September 6, 2021











**Consumer Goods Sectors Draw Down Equity Market Lower By 0.02%**

Key Market Indicators		Today	Previous Day	%Change
The All -Share Index	Basis Points	39,252.98	39,261.01	↓ -0.02%
Total Market Cap.	₦Trillion	20.45	20.46	↓ -0.02%
Total Volume Traded	Million	210.95	180.30	↑ 17.00%
Total Value Traded	₦Million	1,383.71	1,723.95	↓ -19.74%

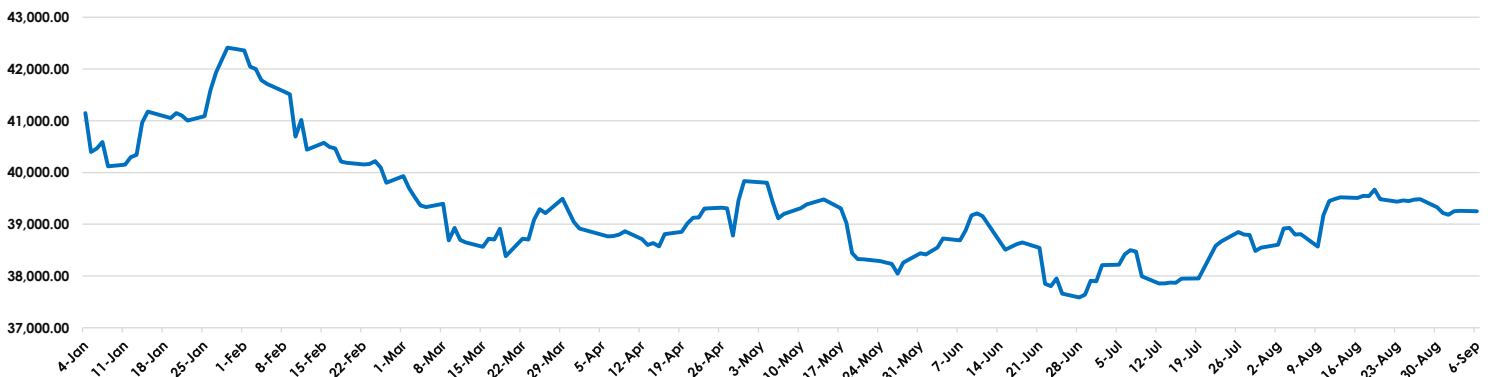
Best 10 Performers		OPEN (₦)	Close (₦)	%Change
LINKASSURE		0.56	0.61	8.93%
FTNCOCOA		0.45	0.49	8.89%
MBENEFIT		0.28	0.30	7.14%
ETI		5.20	5.50	5.77%
UNIVINSURE		0.20	0.21	5.00%
CHAMS		0.21	0.22	4.76%
UACN		10.50	11.00	4.76%
COURTVILLE		0.29	0.30	3.45%
HONYFLOUR		3.63	3.75	3.31%
UPDC		1.79	1.84	2.79%

Worst 10 Performers		OPEN (₦)	Close (₦)	%Change
GLAXOSMITH		6.8	6.15	-9.56%
CHIPLC		0.58	0.53	-8.62%
SOVRENINS		0.26	0.24	-7.69%
MAYBAKER		4.8	4.48	-6.67%
UPL		1.16	1.09	-6.03%
FLOURMILL		30	28.75	-4.17%
AFRIPRUD		6.25	6.05	-3.20%
DANGSUGAR		17.75	17.35	-2.25%
TRANSCORP		0.94	0.92	-2.13%
WAPIC		0.51	0.5	-1.96%

Top 10 Traders By Volume		Sector	Volume (Units)	% of Mkt Volume
ACCESS		Banking	30,521,056	14.47%
MBENEFIT		Insurance	26,826,903	12.72%
SOVRENINS		Insurance	21,376,867	10.13%
UNIVINSURE		Insurance	12,945,114	6.14%
HONYFLOUR		Consumer Goods	12,917,348	6.12%
UCAP		Other Financial	9,397,582	4.45%
TRANSCORP		Conglomerate	7,953,317	3.77%
ZENITHBANK		Banking	7,447,427	3.53%
WEMABANK		Banking	7,358,969	3.49%
FBNH		Banking	6,811,735	3.23%

Top 10 Traders By Value		Sector	Value (₦)	% of Mkt Volume
ACCESS		Banking	282,144,628.40	20.39%
ZENITHBANK		Banking	180,218,776.80	13.02%
STANBIC		Banking	151,819,984.30	10.97%
OKOMUOIL		Agriculture	94,953,631.10	6.86%
UCAP		Other Financial	69,890,503.88	5.05%
GTCO		Banking	62,680,223.25	4.53%
UBA		Banking	52,045,254.50	3.76%
FBNH		Banking	50,943,137.25	3.68%
HONYFLOUR		Consumer Goods	48,033,014.21	3.47%
FLOURMILL		Consumer Goods	44,176,247.70	3.19%

**NGX-ASI Performance (YTD)**



Market Performance History		Sector Indices		A-Day Change		YTD % Change	
A-Day Change	↓ -0.02%	NSE30	↓	-0.08%	↓	-1.27%	
Week-on-Week	↓ -0.19%	Banking	↑	0.48%	↓	-3.67%	
Month-to-Date	↑ 1.83%	Consumer Goods	↓	-0.41%	↓	-4.62%	
Quarter-to-Date	↑ 3.55%	Industrial Goods	↑	0.03%	↓	-4.51%	
Year-to-Date	↓ -2.53%	Insurance	↑	0.04%	↑	1.13%	
52-Weeks High	42,412.66	Oil & Gas	↑	0.32%	↑	61.07%	
52-Weeks Low	25,424.91						

Economic Indicators	Today	Previous Day	A-Day Change		YTD % Change	
Exchange Rate - I&E (₦/\$)	411.5	411.67	↑	0.04%	↓	-4.36%
Exchange Rate - Parallel (₦/\$)	532	530	↓	-0.38%	↓	-13.19%
Monetary Policy Rate (MPR)	11.50%	11.50%	→	0.00%	→	0.00%
Crude Oil Price (\$/Barrel)	72.62	72.61	↓	-0.01%	↓	-42.14%
Foreign Reserve (\$'Bn)	34.18	34.1	↑	0.23%	↓	-5.55%
Inflation Rate	17.38%	17.75%	↑	17.75%	↓	-1.63%

**Note :** -Crude oil (Brent) and Foreign Exchange price represents spot price as at the time this report was prepared  
 -Foreign reserves figures have two-day lag  
 -Inflation figure as at July 2021

**Disclaimer**

This report by Atlass Portfolio Ltd is for information purposes only. While opinions and estimates therein have been carefully prepared, the company and its employees do not guaranty the complete accuracy of the information contained herewith as information was also gathered from various sources believed to be reliable and accurate at the time of this report. We do not take responsibility therefore for any loss arising from the use of the information contained herein.

**Contact Information**

[obaanu@atlassportfolios.com](mailto:obaanu@atlassportfolios.com)

[research@atlassportfolios.com](mailto:research@atlassportfolios.com)