























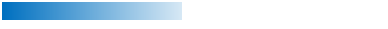







Wednesday, September 1, 2021











Equity Market Kick Starts Ember Months in Red, as Investors' Wealth shed 0.09%

Key Market Indicators		Today	Previous Day	%Change
The All-Share Index	Basis Points	39,184.22	39,219.61	↓ -0.09%
Total Market Cap.	₦Trillion	20.42	20.43	↓ -0.09%
Total Volume Traded	Million	169.30	425.66	↓ -60.23%
Total Value Traded	₦Million	1,424.34	1,967.36	↓ -27.60%

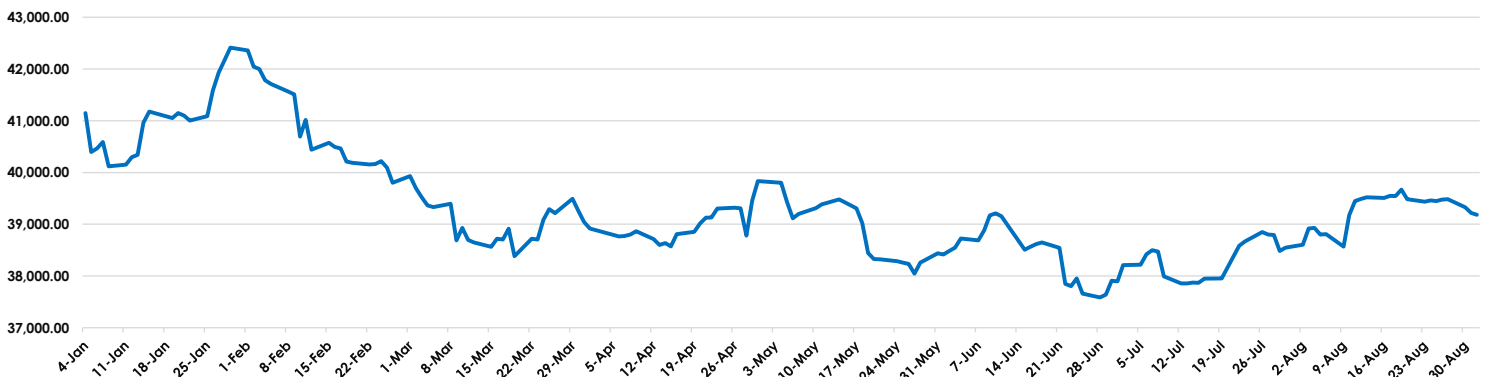
Best 10 Performers		OPEN (₦)	Close (₦)	%Change
AIICO		0.99	1.03	4.04%
CUSTODIAN		6.35	6.55	3.15%
FIDSON		6.08	6.25	2.80%
FIDELITYBK		2.35	2.41	2.55%
LIVESTOCK		2.11	2.13	0.95%
PZ		5.75	5.80	0.87%
STERLNBANK		1.52	1.53	0.66%
NEM		1.94	1.95	0.52%
GTCO		27.35	27.45	0.37%
ABCTRANS		0.34	0.34	0.00%

Worst 10 Performers		OPEN (₦)	Close (₦)	%Change
FTNCOCOA		0.57	0.52	-8.77%
MORISON		2.03	1.92	-5.42%
UPDC		1.86	1.77	-4.84%
JAIZBANK		0.63	0.6	-4.76%
WEMABANK		0.86	0.82	-4.65%
HONYFLOUR		4.28	4.1	-4.21%
LINKASSURE		0.58	0.56	-3.45%
CHIPLC		0.63	0.61	-3.17%
NB		49.45	48	-2.93%
MANSARD		0.88	0.86	-2.27%

Top 10 Traders By Volume		Sector	Volume (Units)	% of Mkt Volume
TRANSCORP		Conglomerates	28,537,095	16.86%
ZENITHBANK		Banking	16,591,605	9.80%
HONYFLOUR		Consumer Goods	13,233,567	7.82%
UCAP		Other Financial	12,797,872	7.56%
MBENEFIT		Insurance	8,322,356	4.92%
JAIZBANK		Banking	8,237,584	4.87%
UPDC		Real Estate	6,734,040	3.98%
FTNCOCOA		Agriculture	6,051,479	3.57%
FIDELITYBK		Banking	5,021,493	2.97%
LIVESTOCK		Agriculture	4,935,400	2.92%

Top 10 Traders By Value		Sector	Value (₦)	% of Mkt Volume
ZENITHBANK		Banking	398,197,409.10	27.96%
SEPLAT		Oil & Gas	128,781,298.80	9.04%
GTCO		Banking	111,267,590.40	7.81%
MTNN		ICT	104,008,078.70	7.30%
NB		Consumer Goods	103,378,487.35	7.26%
UCAP		Other Financial	91,393,222.26	6.42%
WAPCO		Industrial Goods	63,070,671.70	4.43%
HONYFLOUR		Consumer Goods	54,948,723.98	3.86%
ACCESS		Banking	38,469,063.15	2.70%
NESTLE		Consumer Goods	37,204,046.60	2.61%

NGX-ASI Performance (YTD)



Market Performance History		Sector Indices		A-Day Change	YTD % Change
A-Day Change	↓ -0.09%	NSE30	↓	-0.07% ↓	-1.49%
Week-on-Week	↓ -0.67%	Banking	↓	-0.23% ↓	-4.31%
Month-to-Date	↑ 1.65%	Consumer Goods	↓	-0.62% ↓	-4.29%
Quarter-to-Date	↑ 3.37%	Industrial Goods	→	0.00% ↓	-5.06%
Year-to-Date	↓ -2.70%	Insurance	↓	-0.20% ↑	0.60%
52-Weeks High	42,412.66	Oil & Gas	↓	-0.08% ↑	62.74%
52-Weeks Low	25,424.91				

Economic Indicators	Today	Previous Day	A-Day Change	YTD % Change
Exchange Rate - I&E (₦/\$)	411.08	411.63 ↑	0.13% ↓	-4.26%
Exchange Rate - Parallel (₦/\$)	528	526 ↓	-0.38% ↓	-12.34%
Monetary Policy Rate (MPR)	11.50%	11.50% →	0.00% →	0.00%
Crude Oil Price (\$/Barrel)	70.81	71.63 ↓	-1.14% ↑	38.60%
Foreign Reserve (\$'Bn)	33.93	33.66 ↑	0.80% ↓	-6.24%
Inflation Rate	17.38%	17.75% ↑	0.37% ↓	-1.63%

Note : -Crude oil (Brent) and Foreign Exchange price represents spot price as at the time this report was prepared
 -Foreign reserves figures have two-day lag
 -Inflation figure as at July 2021

Disclaimer

This report by Atlass Portfolio Ltd is for information purposes only. While opinions and estimates therein have been carefully prepared, the company and its employees do not guaranty the complete accuracy of the information contained herewith as information was also gathered from various sources believed to be reliable and accurate at the time of this report. We do not take responsibility therefore for any loss arising from the use of the information contained herein.

Contact Information

obaanu@atlassportfolios.com

research@atlassportfolios.com