






## SUMMARY OF ACTIVITIES ON THE NIGERIAN STOCK EXCHANGE






Report Date 






Monday, August 9, 2021



The NGX resumed market activities on a negative note as the NGX-ASI lost 0.63% and benchmark index closed lower at 38,567.26 points

Key Market Indicators		Today	Previous Day	% Change
The All-Share Index declined by 0.63%	Index	38,567.26	38,810.75	↓ -0.63%
Total market cap. depreciated by 0.62%	Market Cap. (N'trn)	20.09	20.22	↓ -0.62%
Total volume traded increased by 16.19%	Trade Volume (mn)	194.94	167.78	↑ 16.19%
Total value traded decreased by 39.02%	Trade Value (N' mn)	1,014.36	1,663.54	↓ -39.02%

Best Performers		Open (NGN)	Close (NGN)	% Gain
NNFM		6.15	6.75	9.76%
SKYAVN		3.16	3.45	9.18%
ACADEMY		0.38	0.41	7.89%
MERGROWTH		17.00	18.20	7.06%
SUNUASSUR		0.45	0.47	4.44%

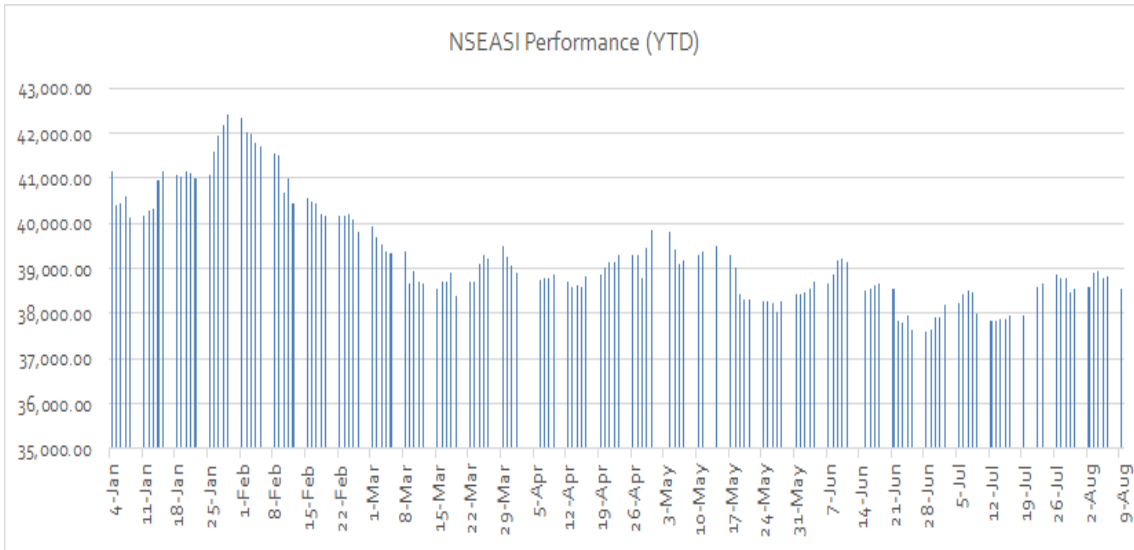
Worst Performers		Open (NGN)	Close (NGN)	% Decline
UPL		1.43	1.29	-9.79%
LINKASSURE		0.64	0.59	-7.81%
NPFMCRFBK		1.88	1.80	-4.26%
VERITASKAP		0.24	0.23	-4.17%
COURTVILLE		0.25	0.24	-4.00%

Top Trades By Volume		Sector	Volume (Units)	% Mkt. Volume
WEMABANK		Banking	25,769,809	13.22%
ELLAHLAKES		Agriculture	25,025,050	12.84%
FIDELITYBK		Banking	16,139,738	8.28%
CHIPLC		Consumer Goods	12,464,452	6.39%
FCMB		Banking	9,468,378	4.86%

Top Trades By Value		Sector	Value (NGN)	% Mkt. Value
ELLAHLAKES		Agriculture	106,356,462.50	10.49%
ZENITHBANK		Banking	104,380,484.20	10.29%
MTNN		Telecommunications	94,661,159.70	9.33%
DANGCEM		Industrial Goods	70,673,217.70	6.97%
NESTLE		Consumer Goods	64,236,528.40	6.33%

NSE ASI Return Profile		Sectoral Indices		Today's Change	Points	YTD
Day change	↓	-0.63%	NSE30	↓ -0.69%	1,626.13	↓ -3.67%
WKTD	↓	-0.63%				
MTD	↑	0.05%	NSE-BNK	↓ -0.05%	378.95	↓ -7.00%
QTD	↑	1.74%	NSE-INS	↓ -0.61%	193.32	↓ -2.27%
YTD	↓	-4.23%	NSE-OIL&GAS	↑ 1.01%	378.44	↑ 67.15%
52 Weeks High		42,412.66	NSE-CG	↑ 0.03%	594.99	↑ 2.33%
52 Weeks Low		22,470.79				

## NSEASI Performance (YTD )



## TOP GAINERS AND LOSERS

Top 10 Gainers				Top 10 Losers			
Symbol	Close Price	Chart	% Change	Symbol	Close Price	Chart	% Change
CONOIL	22.35		9.83%	UPL	1.29		-9.79%
NNFM	6.75		9.76%	LINKASSURE	0.59		-7.81%
SKYAVN	3.45		9.18%	NPFMCRFBK	1.80		-4.26%
ACADEMY	0.41		7.89%	VERITASKAP	0.23		-4.17%
MERGROWTH	18.20		7.06%	COURTVILLE	0.24		-4.00%
SUNUASSUR	0.47		4.44%	CORNERST	0.52		-3.70%
AFRIPRUD	6.20		3.33%	SOVRENINS	0.27		-3.57%
UPDC	1.24		3.33%	WEMABANK	0.84		-3.45%
AIICO	0.98		3.16%	DANGCEM	240.00		-3.26%
OANDO	4.94		3.13%	MBENEFIT	0.36		-2.70%

## TOP TRADES BY VOLUME AND VALUE

Top 10 Trades By Volume				Top 10 Trades By Value			
Symbol	Trade Vol.	Chart	% of Mkt Vol.	Symbol	Trade Value	Chart	% of Mkt Value
WEMABANK	25,769,809		13.22%	ELLAHLAKES	106,356,463		10.49%
ELLAHLAKES	25,025,050		12.84%	ZENITHBANK	104,380,484		10.29%
FIDELITYBK	16,139,738		8.28%	MTNN	94,661,160		9.33%
CHIPLC	12,464,452		6.39%	DANGCEM	70,673,218		6.97%
FCMB	9,468,378		4.86%	NESTLE	64,236,528		6.33%
HONYFLOUR	9,020,791		4.63%	FLOURMILL	63,067,320		6.22%
MBENEFIT	7,806,252		4.00%	GTCO	41,524,041		4.09%
LIVESTOCK	7,669,998		3.93%	FIDELITYBK	38,649,382		3.81%
JAIZBANK	5,592,587		2.87%	DANGSUGAR	31,890,110		3.14%
JAPAUFGOLD	4,815,928		2.47%	FCMB	29,304,396		2.89%

## MACRO ECONOMIC SNAPSHOT

Key Indicators	Today	Previous Day	1-Day Change	YTD % Change
Exchange Rate -I & E (NGN/USD)	411.39	411.50	↑ 0.03%	↑ 4.33%
Exchange Rate -Parallel (NGN/USD)	510.00	510.00	→ 0.00%	↑ 8.51%
Montetary Policy Rate (MPR)	11.50%	11.50%	→ 0.00%	→ 0.00%
Crude Oil Price (USD/barrel) <sup>1</sup>	65.84	68.28	↓ -3.57%	↑ 28.87%
Foreign Reserves (Billion USD) <sup>2</sup>	33.56	33.53	↑ 0.09%	↓ -7.27%
Inflation Rate <sup>3</sup>	17.75%	17.93%	↓ -1.00%	↑ 10.32%

\*\*Note : Crude oil (Brent) and Foreign Exchange price represents spot price as at the time this report was prepared

Foreign reserves figures have two-day lag

Inflation figure as at June 2021

### Contact Information

#### Investment Research

[obaanu@atlassportfolios.com](mailto:obaanu@atlassportfolios.com) |  
[tokunade@atlassportfolios.com](mailto:tokunade@atlassportfolios.com)  
[info@atlassportfolios.com](mailto:info@atlassportfolios.com)

Corporate website: <https://atlassportfolios.com/>