






SUMMARY OF ACTIVITIES ON THE NIGERIAN STOCK EXCHANGE






Report Date →






Friday, August 6, 2021






The Nigerian equities market closed the week on a positive note as the NGX-ASI gained marginally by 0.02%

Key Market Indicators		Today	Previous Day	% Change
The All-Share Index gained by 0.02%	Index	38,810.75	38,801.51 ↑	0.02%
Total market cap. appreciated by 0.02%	Market Cap. (N'trn)	20.22	20.22 ↑	0.02%
Total volume traded increased by 20.03%	Trade Volume (mn)	167.78	139.78 ↑	20.03%
Total value traded increased by 18.07%	Trade Value (N' mn)	1,663.54	1,408.90 ↑	18.07%

Best Performers		Open (NGN)	Close (NGN)	% Gain
TRANSCOHOT		3.57	3.92	9.80%
REGALINS		0.45	0.48	6.67%
OANDO		4.60	4.79	4.13%
ARDOVA		15.00	15.50	3.33%
CUTIX		5.50	5.65	2.73%

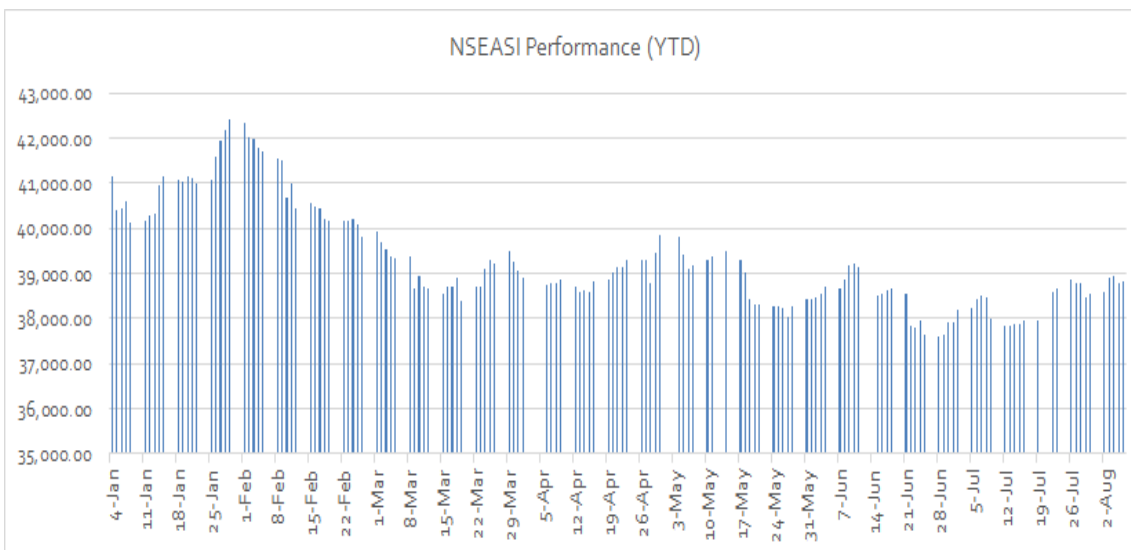
Worst Performers		Open (NGN)	Close (NGN)	% Decline
JULI		1.23	1.11	-9.76%
AFRIPRUD		6.35	6.00	-5.51%
CHIPLC		0.61	0.59	-3.28%
MBENEFIT		0.38	0.37	-2.63%
VITAFOAM		15.40	15.00	-2.60%

Top Trades By Volume		Sector	Volume (Units)	% Mkt. Volume
FBNH		Banking	27,279,144	16.26%
GTCO		Banking	14,383,404	8.57%
TRANSCORP		Conglomerate	13,025,267	7.76%
FCMB		Banking	12,260,805	7.31%
WEMABANK		Banking	12,085,343	7.20%

Top Trades By Value		Sector	Value (NGN)	% Mkt. Value
GTCO		Banking	404,036,087.85	24.29%
DANGCEM		Industrial Goods	293,520,778.80	17.65%
FBNH		Banking	199,561,370.45	12.00%
ZENITHBANK		Banking	146,512,859.55	8.81%
MTNN		Telecommunications	94,572,921.10	5.69%

NSE ASI Return Profile		Sectoral Indices		Today's Change	Points	YTD
Day change	↑	0.02%	NSE30	↑ 0.04%	1,637.41 ↓	-3.00%
WKTD	↑	0.68%				
MTD	↑	0.68%	NSE-BNK	↓ -0.05%	379.15 ↓	-6.95%
QTD	↑	2.38%	NSE-INS	↓ -0.39%	194.74 ↓	-1.56%
YTD	↓	-3.63%	NSE-OIL&GAS	↑ 0.95%	374.64 ↑	65.47%
52 Weeks High		42,412.66	NSE-CG	→ 0.00%	594.99 ↑	2.33%
52 Weeks Low		22,470.79				

NSEASI Performance (YTD)



TOP GAINERS AND LOSERS

Top 10 Gainers				Top 10 Losers			
Symbol	Close Price	Chart	% Change	Symbol	Close Price	Chart	% Change
NEWGOLD	9400.00		13.25%	JULI	1.11		-9.76%
TRANSCOHOT	3.92		9.80%	AFRIPRUD	6.00		-5.51%
REGALINS	0.48		6.67%	CHIPLC	0.59		-3.28%
OANDO	4.79		4.13%	MBENEFIT	0.37		-2.63%
ARDOVA	15.50		3.33%	VITAFOAM	15.00		-2.60%
CUTIX	5.65		2.73%	WEMABANK	0.87		-2.25%
TRANSCORP	0.95		2.15%	CAVERTON	1.80		-1.10%
JAIZBANK	0.62		1.64%	MANSARD	0.90		-1.10%
STERLNBANK	1.55		1.31%	NAHCO	2.50		-0.79%
ETI	5.40		0.93%	FCMB	3.10		-0.64%

TOP TRADES BY VOLUME AND VALUE

Top 10 Trades By Volume				Top 10 Trades By Value			
Symbol	Trade Vol.	Chart	% of Mkt Vol.	Symbol	Trade Value	Chart	% of Mkt Value
FBNH	27,279,144		16.26%	GTCO	404,036,088		24.29%
GTCO	14,383,404		8.57%	DANGCEM	293,520,779		17.65%
TRANSCORP	13,025,267		7.76%	FBNH	199,561,370		12.00%
FCMB	12,260,805		7.31%	ZENITHBANK	146,512,860		8.81%
WEMABANK	12,085,343		7.20%	MTNN	94,572,921		5.69%
OANDO	7,570,887		4.51%	NESTLE	52,297,512		3.14%
JAIZBANK	6,255,411		3.73%	PRESCO	49,680,874		2.99%
ZENITHBANK	6,010,780		3.58%	UBA	38,156,778		2.29%
FIDELITYBK	5,320,583		3.17%	FCMB	37,994,630		2.28%
MBENEFIT	5,184,510		3.09%	OANDO	35,355,984		2.13%

MACRO ECONOMIC SNAPSHOT

Key Indicators	Today	Previous Day	1-Day Change	YTD % Change
Exchange Rate -I & E (NGN/USD)	411.25	411.25	→ 0.00%	↑ 4.30%
Exchange Rate -Parallel (NGN/USD)	510.00	508.00	↓ -0.39%	↑ 8.51%
Montetary Policy Rate (MPR)	11.50%	11.50%	→ 0.00%	→ 0.00%
Crude Oil Price (USD/barrel) ¹	71.08	71.29	↓ -0.29%	↑ 39.13%
Foreign Reserves (Billion USD) ²	33.53	33.51	↑ 0.06%	↓ -7.35%
Inflation Rate ³	17.75%	17.93%	↓ -1.00%	↑ 10.32%

**Note : Crude oil (Brent) and Foreign Exchange price represents spot price as at the time this report was prepared

Foreign reserves figures have two-day lag

Inflation figure as at June 2021

Contact Information

Investment Research

obaanu@atlassportfolios.com |
tokunade@atlassportfolios.com
info@atlassportfolios.com

Corporate website: <https://atlassportfolios.com/>