






## SUMMARY OF ACTIVITIES ON THE NIGERIAN STOCK EXCHANGE






Report Date 






Wednesday, August 4, 2021






The Nigerian bourse remained bullish as the NGX-ASI inched upward marginally by 0.03% and benchmark index closed at 38,927.83 points

Key Market Indicators		Today	Previous Day	% Change
The All-Share Index grew by 0.03%	Index	38,927.83	38,917.99 	0.03%
Total market cap. appreciated by 0.02%	Market Cap. (N'trn)	20.28	20.28 	0.02%
Total volume traded decreased by 10.87%	Trade Volume (mn)	206.29	231.45 	-10.87%
Total value traded decreased by 49.84%	Trade Value (N' mn)	1,069.78	2,132.69 	-49.84%

Best Performers	Open (NGN)	Close (NGN)	% Gain
CUTIX 	5.00	5.50	10.00%
VERITASKAP 	0.23	0.25	8.70%
TRIPPLEG 	0.90	0.97	7.78%
PRESCO 	70.00	72.60	3.71%
NAHCO 	2.46	2.52	2.44%

Worst Performers	Open (NGN)	Close (NGN)	% Decline
SOVRENINS 	0.28	0.26	-7.14%
REGALINS 	0.45	0.42	-6.67%
UNITYBNK 	0.60	0.57	-5.00%
JAIZBANK 	0.62	0.59	-4.84%
CAVERTON 	1.88	1.80	-4.26%

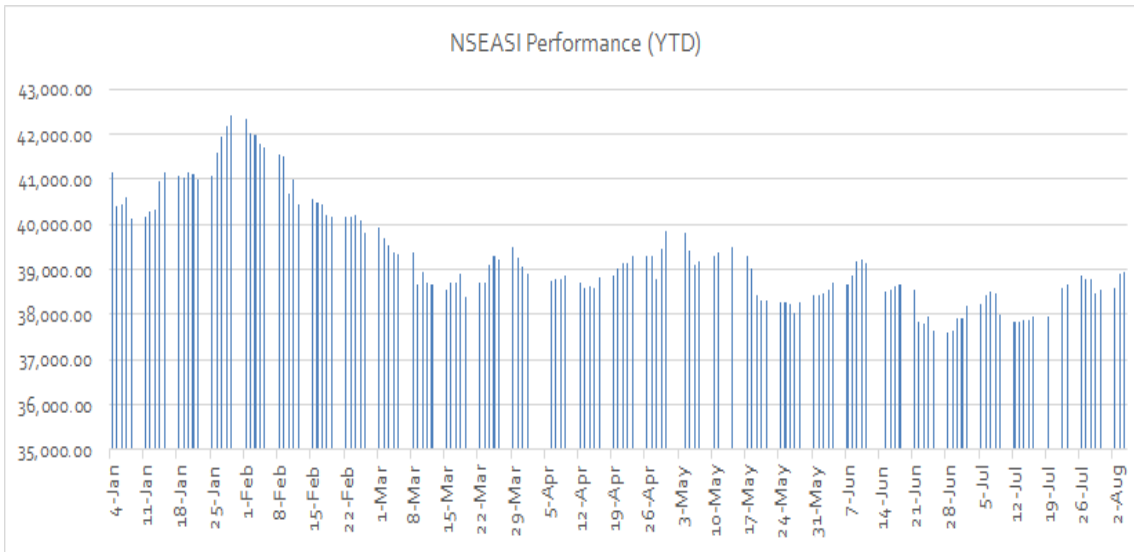
Top Trades By Volume	Sector	Volume (Units)	% Mkt. Volume
STERLNBANK 	Banking	51,825,757	25.16%
TRANSCORP 	Conglomerate	19,247,900	9.34%
UBA 	Banking	17,241,976	8.37%
WEMABANK 	Banking	11,238,883	5.46%
AIICO 	Insurance	9,478,000	4.60%

Top Trades By Value	Sector	Value (NGN)	% Mkt. Value
UBA 	Banking	129,781,637.80	12.21%
SEPLAT 	Oil & Gas	100,322,367.80	9.44%
GTCO 	Banking	87,127,319.55	8.20%
STERLNBANK 	Banking	78,772,287.60	7.41%
NESTLE 	Consumer Goods	63,403,833.60	5.97%

### NSE ASI Return Profile

Day change		0.03%
WKTD		0.99%
MTD		0.99%
QTD		2.69%
YTD		-3.33%
52 Weeks High		42,412.66
52 Weeks Low		22,470.79

## NSEASI Performance (YTD )



## TOP GAINERS AND LOSERS

Top 10 Gainers				Top 10 Losers			
Symbol	Close Price	Chart	% Change	Symbol	Close Price	Chart	% Change
CUTIX	5.50		10.00%	SOVRENINS	0.26		-7.14%
VERITASKAP	0.25		8.70%	REGALINS	0.42		-6.67%
TRIPPLEG	0.97		7.78%	UNITYBNK	0.57		-5.00%
PRESKO	72.60		3.71%	JAIZBANK	0.59		-4.84%
NAHCO	2.52		2.44%	CAVERTON	1.80		-4.26%
MANSARD	0.91		2.25%	COURTVILLE	0.24		-4.00%
ACCESS	9.20		2.22%	CHIPLC	0.56		-3.45%
FCMB	3.06		2.00%	OANDO	4.61		-3.35%
JAPAULGOLD	0.52		1.96%	AIICO	0.97		-3.00%
STERLNBANK	1.53		1.32%	MBENEFIT	0.36		-2.70%

## TOP TRADES BY VOLUME AND VALUE

Top 10 Trades By Volume				Top 10 Trades By Value			
Symbol	Trade Vol.	Chart	% of Mkt Vol.	Symbol	Trade Value	Chart	% of Mkt Value
STERLNBANK	51,825,757		25.16%	UBA	129,781,638		12.21%
TRANSCORP	19,247,900		9.34%	SEPLAT	100,322,368		9.44%
UBA	17,241,976		8.37%	GTCO	87,127,320		8.20%
WEMABANK	11,238,883		5.46%	STERLNBANK	78,772,288		7.41%
AIICO	9,478,000		4.60%	NESTLE	63,403,834		5.97%
INTBREW	8,814,734		4.28%	PRESKO	44,737,727		4.21%
FCMB	8,650,959		4.20%	INTBREW	43,926,539		4.13%
COURTVILLE	7,347,885		3.57%	ACCESS	42,347,537		3.99%
MBENEFIT	6,439,032		3.13%	ZENITHBANK	40,767,822		3.84%
WAPIC	6,297,675		3.06%	DANGCEM	28,939,789		2.72%

## MACRO ECONOMIC SNAPSHOT

Key Indicators	Today	Previous Day	1-Day Change	YTD % Change
Exchange Rate -I & E (NGN/USD)	411.34	411.50	↑ 0.04%	↑ 4.32%
Exchange Rate -Parallel (NGN/USD)	506.00	508.00	↑ 0.39%	↑ 7.66%
Montetary Policy Rate (MPR)	11.50%	11.50%	→ 0.00%	→ 0.00%
Crude Oil Price (USD/barrel) <sup>1</sup>	70.95	72.41	↓ -2.02%	↑ 38.87%
Foreign Reserves (Billion USD) <sup>2</sup>	33.51	33.48	↑ 0.09%	↓ -7.41%
Inflation Rate <sup>3</sup>	17.75%	17.93%	↓ -1.00%	↑ 10.32%

\*\*Note : Crude oil (Brent) and Foreign Exchange price represents spot price as at the time this report was prepared

Foreign reserves figures have two-day lag

Inflation figure as at June 2021

### Contact Information

#### Investment Research

[obaanu@atlassportfolios.com](mailto:obaanu@atlassportfolios.com) |

[tokunade@atlassportfolios.com](mailto:tokunade@atlassportfolios.com)

[info@atlassportfolios.com](mailto:info@atlassportfolios.com)

Corporate website: <https://atlassportfolios.com/>