






SUMMARY OF ACTIVITIES ON THE NIGERIAN STOCK EXCHANGE






Report Date →






Tuesday, August 3, 2021






Today, the Lagos bourse extended its bullish run as the NGX-ASI gained 0.81% with the benchmark index closing at 38,917.99 points

Key Market Indicators		Today	Previous Day	% Change
The All-Share Index grew by 0.81%	Index	38,917.99	38,604.72 ↑	0.81%
Total market cap. appreciated by 0.81%	Market Cap. (N'trn)	20.28	20.11 ↑	0.81%
Total volume traded decreased by 5.25%	Trade Volume (mn)	231.45	244.28 ↓	-5.25%
Total value traded increased by 11.77%	Trade Value (N' mn)	2,132.69	1,908.06 ↑	11.77%

Best Performers	Open (NGN)	Close (NGN)	% Gain
WEMABANK 	0.84	0.89	5.95%
UPDC 	1.18	1.25	5.93%
AIRTELAFRI 	615.00	650.00	5.69%
COURTVILLE 	0.24	0.25	4.17%
CUTIX 	4.81	5.00	3.95%

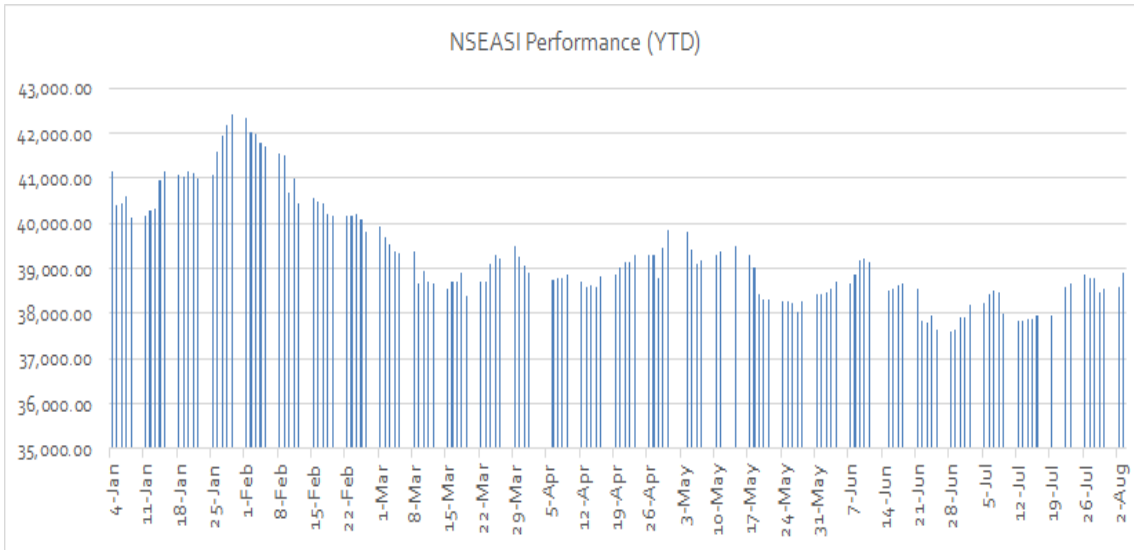
Worst Performers	Open (NGN)	Close (NGN)	% Decline
FTNCOCOA 	0.49	0.45	-8.16%
HONYFLOUR 	1.67	1.54	-7.78%
MBENEFIT 	0.39	0.37	-5.13%
TRANSCORP 	0.98	0.93	-5.10%
NEIMETH 	1.58	1.50	-5.06%

Top Trades By Volume	Sector	Volume (Units)	% Mkt. Volume
TRANSCORP 	Conglomerate	17,476,989	7.55%
JAIZBANK 	Banking	16,582,975	7.17%
HONYFLOUR 	Banking	13,037,061	5.64%
WEMABANK 	Banking	11,355,712	4.91%
MBENEFIT 	Insurance	11,104,903	4.80%

Top Trades By Value	Sector	Value (NGN)	% Mkt. Value
MTNN 	Telecommunications	376,821,742.30	17.67%
GTCO 	Banking	200,457,982.15	9.40%
ZENITHBANK 	Banking	175,776,355.40	8.24%
DANGCEM 	Industrial Goods	110,774,721.30	5.20%
SEPLAT 	Oil & Gas	108,580,212.00	5.09%

NSE ASI Return Profile	Sectoral Indices	Today's Change	Points	YTD
Day change ↑	0.81% NSE30	↑ 0.09%	1,642.12 ↓	-2.72%
WKTD ↑	0.96%			
MTD ↑	0.96%	↓ -0.81%	378.33 ↓	-7.15%
QTD ↑	2.67%	↓ -0.97%	195.37 ↓	-1.24%
YTD ↓	-3.36%	↓ -0.24%	376.65 ↑	66.36%
52 Weeks High	42,412.66	↓ -0.26%	593.53 ↑	2.08%
52 Weeks Low	22,470.79			

NSEASI Performance (YTD)



TOP GAINERS AND LOSERS

Top 10 Gainers				Top 10 Losers			
Symbol	Close Price	Chart	% Change	Symbol	Close Price	Chart	% Change
WEMABANK	0.89		5.95%	FTNCOCOA	0.45		-8.16%
UPDC	1.25		5.93%	HONYFLOUR	1.54		-7.78%
AIRTELAFRI	650.00		5.69%	MBENEFIT	0.37		-5.13%
COURTVILLE	0.25		4.17%	TRANSCORP	0.93		-5.10%
CUTIX	5.00		3.95%	NEIMETH	1.50		-5.06%
UNILEVER	14.50		2.11%	CHIPLC	0.58		-4.92%
MTNN	171.00		1.79%	AIICO	1.00		-3.85%
UNITYBNK	0.60		1.69%	LIVESTOCK	2.00		-2.44%
MANSARD	0.89		1.14%	CHAMPION	2.20		-2.22%
GUINNESS	31.80		0.95%	ACCESS	9.00		-2.17%

TOP TRADES BY VOLUME AND VALUE

Top 10 Trades By Volume				Top 10 Trades By Value			
Symbol	Trade Vol.	Chart	% of Mkt Vol.	Symbol	Trade Value	Chart	% of Mkt Value
TRANSCORP	17,476,989		7.55%	MTNN	376,821,742		17.67%
JAIZBANK	16,582,975		7.17%	GTCO	200,457,982		9.40%
HONYFLOUR	13,037,061		5.64%	ZENITHBANK	175,776,355		8.24%
WEMABANK	11,355,712		4.91%	DANGCEM	110,774,721		5.20%
MBENEFIT	11,104,903		4.80%	SEPLAT	108,580,212		5.09%
CADBURY	10,613,607		4.59%	AIRTELAFRI	101,407,231		4.76%
CUSTODIAN	9,508,287		4.11%	CADBURY	95,524,478		4.48%
OANDO	9,480,297		4.10%	NB	90,985,954		4.27%
AIICO	9,338,161		4.04%	JBERGER	63,979,833		3.00%
CHIPLC	7,240,500		3.13%	CUSTODIAN	58,956,585		2.77%

MACRO ECONOMIC SNAPSHOT

Key Indicators	Today	Previous Day	1-Day Change	YTD % Change
Exchange Rate - I & E (NGN/USD)	411.50	411.50	→ 0.00%	↑ 4.36%
Exchange Rate - Parallel (NGN/USD)	509.00	512.00	↑ 0.59%	↑ 8.30%
Montetary Policy Rate (MPR)	11.50%	11.50%	→ 0.00%	→ 0.00%
Crude Oil Price (USD/barrel) ¹	74.49	75.41	↓ -1.22%	↑ 45.80%
Foreign Reserves (Billion USD) ²	33.40	33.38	↑ 0.06%	↓ -7.71%
Inflation Rate ³	17.75%	17.93%	↓ -1.00%	↑ 10.32%

**Note : Crude oil (Brent) and Foreign Exchange price represents spot price as at the time this report was prepared

Foreign reserves figures have two-day lag

Inflation figure as at June 2021

Contact Information

Investment Research

obaanu@atlassportfolios.com |

tokunade@atlassportfolios.com

info@atlassportfolios.com

Corporate website: <https://atlassportfolios.com/>