






SUMMARY OF ACTIVITIES ON THE NIGERIAN STOCK EXCHANGE






Report Date ➔






Wednesday, August 25, 2021






Lagos bourse inched lower as NGX-ASI declined by 0.03% and benchmark index closed at 39,450.00 points

Key Market Indicators		Today	Previous Day	% Change
The All-Share Index declined by 0.03%	Index	39,450.00	39,460.68	↓ -0.03%
Total market cap. depreciated by 0.02%	Market Cap. (N'trn)	20.55	20.56	↓ -0.02%
Total volume traded increased by 0.78%	Trade Volume (mn)	198.33	196.80	↑ 0.78%
Total value traded decreased by 27.33%	Trade Value (N' mn)	1,056.26	1,453.59	↓ -27.33%

Best Performers		Open (NGN)	Close (NGN)	% Gain
CAPHOTEL		2.90	3.19	10.00%
ETERNA		6.20	6.82	10.00%
MORISON		1.54	1.69	9.74%
TRANSCOHOT		4.30	4.70	9.30%
UPDC		1.41	1.54	9.22%

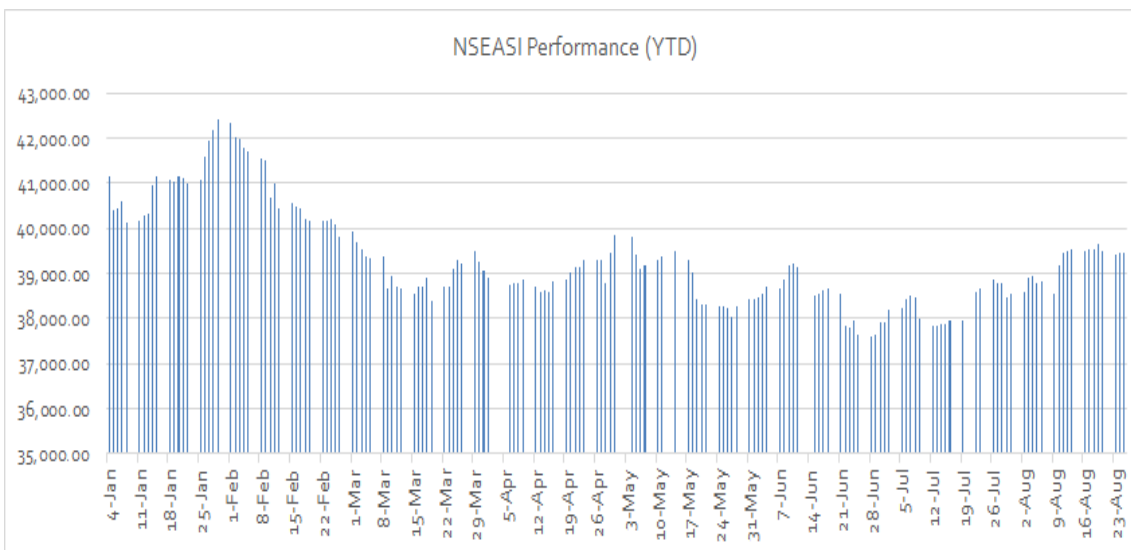
Worst Performers		Open (NGN)	Close (NGN)	% Decline
ACADEMY		0.41	0.37	-9.76%
PHARMDEKO		1.89	1.71	-9.52%
LOTUSHAL15		14.85	13.50	-9.09%
MBENEFIT		0.35	0.32	-8.57%
ABCTRANS		0.39	0.36	-7.69%

Top Trades By Volume		Sector	Volume (Units)	% Mkt. Volume
SOVRENINS		Insurance	48,383,580	24.40%
MBENEFIT		Insurance	27,092,153	13.66%
JAIZBANK		Banking	10,904,945	5.50%
REGALINS		Insurance	9,007,913	4.54%
TRANSCORP		Conglomerate	6,944,212	3.50%

Top Trades By Value		Sector	Value (NGN)	% Mkt. Value
MTNN		Telecommunication	155,237,603.60	14.70%
NESTLE		Consumer Goods	149,728,093.40	14.18%
ZENITHBANK		Banking	141,696,851.25	13.42%
GTCO		Banking	130,454,514.95	12.35%
DANGCEM		Industrial Goods	55,767,651.80	5.28%

NSE ASI Return Profile		Sectoral Indices	Today's Change	Points	YTD
Day change	↓	-0.03% NSE30	↓ -0.10%	1,629.56	↓ -3.46%
WKTD	↓	-0.08%			
MTD	↑	2.34% NSE-BNK	↓ -0.12%	377.56	↓ -7.34%
QTD	↑	4.07% NSE-INS	↓ -0.53%	186.96	↓ -5.49%
YTD	↓	-2.04% NSE-OIL&GAS	↓ -0.10%	372.32	↑ 64.45%
52 Weeks High		42,412.66 NSE-CG	↓ -0.13%	557.99	↓ -4.03%
52 Weeks Low		22,470.79			

NSEASI Performance (YTD)



TOP GAINERS AND LOSERS

Top 10 Gainers				Top 10 Losers			
Symbol	Close Price	Chart	% Change	Symbol	Close Price	Chart	% Change
CAPHOTEL	3.19		10.00%	ACADEMY	0.37		-9.76%
ETERNA	6.82		10.00%	PHARMDEKO	1.71		-9.52%
MORISON	1.69		9.74%	LOTUSHAL15	13.50		-9.09%
TRANSCOHOT	4.70		9.30%	MBENEFIT	0.32		-8.57%
UPDC	1.54		9.22%	ABCTTRANS	0.36		-7.69%
NASCON	15.70		7.17%	UNITYBNK	0.56		-6.67%
REGALINS	0.48		4.35%	CHAMS	0.21		-4.55%
GLAXOSMITH	6.30		3.28%	SOVRENINS	0.22		-4.35%
COURTVILLE	0.32		3.23%	PRESTIGE	0.45		-4.26%
UACN	11.00		2.80%	DANGSUGAR	17.50		-2.78%

TOP TRADES BY VOLUME AND VALUE

Top 10 Trades By Volume				Top 10 Trades By Value			
Symbol	Trade Vol.	Chart	% of Mkt Vol.	Symbol	Trade Value	Chart	% of Mkt Value
SOVRENINS	48,383,580		24.40%	MTNN	155,237,604		14.70%
MBENEFIT	27,092,153		13.66%	NESTLE	149,728,093		14.18%
JAIZBANK	10,904,945		5.50%	ZENITHBANK	141,696,851		13.42%
REGALINS	9,007,913		4.54%	GTCO	130,454,515		12.35%
TRANSCORP	6,944,212		3.50%	DANGCEM	55,767,652		5.28%
WEMABANK	5,865,947		2.96%	UCAP	41,558,899		3.93%
ZENITHBANK	5,800,701		2.92%	UBA	28,595,163		2.71%
UCAP	5,760,792		2.90%	NB	24,813,736		2.35%
HONYFLOUR	5,744,777		2.90%	GUINNESS	23,799,968		2.25%
MANSARD	5,664,053		2.86%	FBNH	23,095,523		2.19%

MACRO ECONOMIC SNAPSHOT

Key Indicators	Today	Previous Day	1-Day Change	YTD % Change
Exchange Rate -I & E (NGN/USD)	411.74	411.00	↓ -0.18%	↑ 4.42%
Exchange Rate -Parallel (NGN/USD)	521.00	520.00	↓ -0.19%	↑ 10.85%
Montetary Policy Rate (MPR)	11.50%	11.50%	→ 0.00%	→ 0.00%
Crude Oil Price (USD/barrel) ¹	71.24	70.41	↑ 1.18%	↑ 39.44%
Foreign Reserves (Billion USD) ²	33.43	33.49	↓ -0.18%	↓ -7.63%
Inflation Rate ³	17.38%	17.75%	↓ -2.08%	↑ 10.32%

**Note : Crude oil (Brent) and Foreign Exchange price represents spot price as at the time this report was prepared

Foreign reserves figures have two-day lag

Inflation figure as at July 2021

Contact Information

Investment Research

obaanu@atlassportfolios.com |
tokunade@atlassportfolios.com
info@atlassportfolios.com

Corporate website: <https://atlassportfolios.com/>