






SUMMARY OF ACTIVITIES ON THE NIGERIAN STOCK EXCHANGE






Report Date →






Tuesday, August 24, 2021






The Nigerian Equity Market halted losses today as the NGX-ASI gained by 0.07% and benchmark index closed higher at 39,460.68 points

Key Market Indicators		Today	Previous Day	% Change
The All-Share Index edged upward by 0.07%	Index	39,460.68	39,434.69 ↑	0.07%
Total market cap. appreciated by 0.06%	Market Cap. (N'trn)	20.56	20.55 ↑	0.06%
Total volume traded decreased by 6.87%	Trade Volume (mn)	196.80	211.32 ↓	-6.87%
Total value traded decreased by 28.37%	Trade Value (N' mn)	1,453.59	2,029.17 ↓	-28.37%

Best Performers		Open (NGN)	Close (NGN)	% Gain
MORISON		1.40	1.54	10.00%
REGALINS		0.42	0.46	9.52%
TRIPPLEG		0.88	0.96	9.09%
CHIPLC		0.47	0.51	8.51%
JAIZBANK		0.58	0.62	6.90%

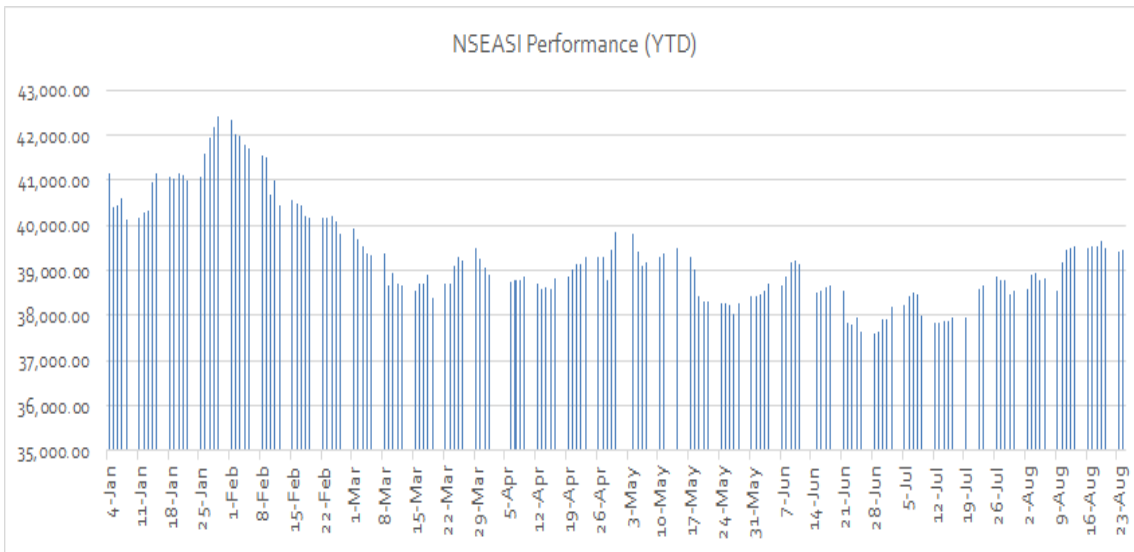
Worst Performers		Open (NGN)	Close (NGN)	% Decline
STANBICETF30		63.00	56.99	-9.54%
FTNCOCOA		0.44	0.40	-9.09%
COURTVILLE		0.34	0.31	-8.82%
SOVRENINS		0.25	0.23	-8.00%
UACN		11.45	10.70	-6.55%

Top Trades By Volume		Sector	Volume (Units)	% Mkt. Volume
COURTVILLE		ICT	22,446,298	11.41%
SOVRENINS		Insurance	21,313,748	10.83%
WEMABANK		Banking	16,943,953	8.61%
UBA		Banking	15,537,707	7.90%
FBNH		Banking	10,837,557	5.51%

Top Trades By Value		Sector	Value (NGN)	% Mkt. Value
SEPLAT		Oil & Gas	289,648,546.60	19.93%
ZENITHBANK		Banking	167,559,939.70	11.53%
GTCO		Banking	131,967,518.60	9.08%
UBA		Banking	116,943,972.45	8.04%
FBNH		Banking	80,631,185.70	5.55%

NSE ASI Return Profile		Sectoral Indices	Today's Change	Points	YTD
Day change	↑	0.07% NSE30	↑ 0.08%	1,631.11 ↓	-3.37%
WKTD	↓	-0.06%			
MTD	↑	2.37% NSE-BNK	↑ 0.12%	378.03 ↓	-7.23%
QTD	↑	4.10% NSE-INS	↑ 0.37%	187.95 ↓	-4.99%
YTD	↓	-2.08% NSE-OIL&GAS	↓ -0.19%	372.69 ↑	64.61%
52 Weeks High		42,412.66 NSE-CG	↑ 0.08%	558.74 ↓	-3.91%
52 Weeks Low		22,470.79			

NSEASI Performance (YTD)



TOP GAINERS AND LOSERS

Top 10 Gainers				Top 10 Losers			
Symbol	Close Price	Chart	% Change	Symbol	Close Price	Chart	% Change
MORISON	1.54		10.00%	STANBICETF30	56.99		-9.54%
REGALINS	0.46		9.52%	FTNCOCOA	0.40		-9.09%
TRIPPLEG	0.96		9.09%	COURTVILLE	0.31		-8.82%
CHIPLC	0.51		8.51%	SOVRENINS	0.23		-8.00%
JAIZBANK	0.62		6.90%	UACN	10.70		-6.55%
MBENEFIT	0.35		6.06%	MULTIVERSE	0.20		-4.76%
HONYFLOUR	3.19		4.93%	AIICO	0.95		-3.06%
CHAMPION	2.20		4.27%	GUINNESS	31.00		-2.52%
UPDC	1.41		2.92%	NEIMETH	2.00		-2.44%
ETI	5.45		2.83%	MANSARD	0.86		-2.27%

TOP TRADES BY VOLUME AND VALUE

Top 10 Trades By Volume				Top 10 Trades By Value			
Symbol	Trade Vol.	Chart	% of Mkt Vol.	Symbol	Trade Value	Chart	% of Mkt Value
COURTVILLE	22,446,298		11.41%	SEPLAT	289,648,547		19.93%
SOVRENINS	21,313,748		10.83%	ZENITHBANK	167,559,940		11.53%
WEMABANK	16,943,953		8.61%	GTCO	131,967,519		9.08%
UBA	15,537,707		7.90%	UBA	116,943,972		8.04%
FBNH	10,837,557		5.51%	FBNH	80,631,186		5.55%
TRANSCORP	7,111,834		3.61%	FLOURMILL	75,872,492		5.22%
ZENITHBANK	6,844,995		3.48%	MTNN	72,195,586		4.97%
JAIZBANK	6,377,333		3.24%	WAPCO	56,830,606		3.91%
UPDC	5,924,331		3.01%	ACCESS	43,012,985		2.96%
FTNCOCOA	5,310,036		2.70%	DANGCEM	39,423,961		2.71%

MACRO ECONOMIC SNAPSHOT

Key Indicators	Today	Previous Day	1-Day Change	YTD % Change
Exchange Rate - I & E (NGN/USD)	411.27	411.83	↑ 0.14%	↑ 4.30%
Exchange Rate - Parallel (NGN/USD)	521.00	520.00	↓ -0.19%	↑ 10.85%
Montetary Policy Rate (MPR)	11.50%	11.50%	→ 0.00%	→ 0.00%
Crude Oil Price (USD/barrel) ¹	70.27	68.75	↑ 2.21%	↑ 37.54%
Foreign Reserves (Billion USD) ²	33.49	33.51	↓ -0.06%	↓ -7.46%
Inflation Rate ³	17.38%	17.75%	↓ -2.08%	↑ 10.32%

**Note : Crude oil (Brent) and Foreign Exchange price represents spot price as at the time this report was prepared

Foreign reserves figures have two-day lag

Inflation figure as at July 2021

Contact Information

Investment Research

obaanu@atlassportfolios.com |

tokunade@atlassportfolios.com

info@atlassportfolios.com

Corporate website: <https://atlassportfolios.com/>