






SUMMARY OF ACTIVITIES ON THE NIGERIAN STOCK EXCHANGE






Report Date →






Friday, August 20, 2021






The Nigerian Equities market closed the week on a negative note with benchmark index closing lower at 39,483.08 points

Key Market Indicators		Today	Previous Day	% Change
The All-Share Index declined by 0.47%	Index	39,483.08	39,670.29 ↓	-0.47%
Total market cap. depreciated by 0.48%	Market Cap. (N'trn)	20.57	20.67 ↓	-0.48%
Total volume traded increased by 39.01%	Trade Volume (mn)	280.57	201.84 ↑	39.01%
Total value traded increased by 89.48%	Trade Value (N' mn)	3,183.64	1,680.16 ↑	89.48%

Best Performers		Open (NGN)	Close (NGN)	% Gain
MERGROWTH		16.30	18.25	11.96%
LASACO		1.40	1.54	10.00%
VETGRIF30		17.15	18.86	9.97%
NEIMETH		1.87	2.05	9.63%
UACN		10.45	11.45	9.57%

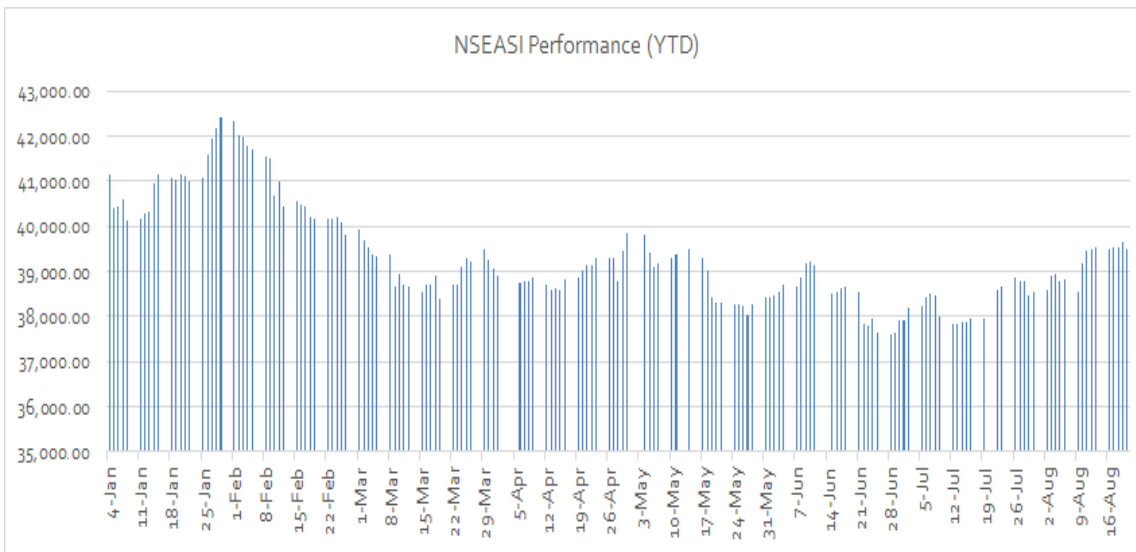
Worst Performers		Open (NGN)	Close (NGN)	% Decline
FTNCOCOA		0.43	0.40	-6.98%
UPL		1.29	1.21	-6.20%
CADBURY		8.95	8.50	-5.03%
LINKASSURE		0.63	0.60	-4.76%
LEARNAFRCA		1.35	1.29	-4.44%

Top Trades By Volume		Sector	Volume (Units)	% Mkt. Volume
HONYFLOUR		Consumer Goods	57,498,617	20.47%
GTCO		Banking	42,639,188	15.18%
JAIZBANK		Banking	22,427,806	7.98%
MBENEFIT		Insurance	16,196,442	5.77%
TRANSCORP		Conglomerates	14,392,633	5.12%

Top Trades By Value		Sector	Value (NGN)	% Mkt. Value
GTCO		Banking	1,193,965,361.70	37.41%
MTNN		Telecommunications	578,600,334.70	18.13%
SEPLAT		Oil & Gas	276,740,310.00	8.67%
ZENITHBANK		Banking	216,582,674.80	6.79%
HONYFLOUR		Consumer Goods	185,759,167.98	5.82%

NSE ASI Return Profile		Sectoral Indices	Today's Change	Points	YTD
Day change	↓	-0.47% NSE30	↓ -0.61%	1,633.23 ↓	-3.25%
WKTD	↓	-0.10%			
MTD	↑	2.43% NSE-BNK	↓ -0.18%	377.87 ↓	-7.26%
QTD	↑	4.16% NSE-INS	↑ 0.28%	188.07 ↓	-4.93%
YTD	↓	-1.96% NSE-OIL&GAS	↓ -0.16%	373.93 ↑	65.16%
52 Weeks High		42,412.66 NSE-CG	↓ -0.25%	558.98 ↓	-3.86%
52 Weeks Low		22,470.79			

NSEASI Performance (YTD)



TOP GAINERS AND LOSERS

Top 10 Gainers				Top 10 Losers			
Symbol	Close Price	Chart	% Change	Symbol	Close Price	Chart	% Change
MERGROWTH	18.25		11.96%	FTNCOCOA	0.40		-6.98%
LASACO	1.54		10.00%	UPL	1.21		-6.20%
VETGRIF30	18.86		9.97%	CADBURY	8.50		-5.03%
NEIMETH	2.05		9.63%	LINKASSURE	0.60		-4.76%
UACN	11.45		9.57%	LEARNAFRCA	1.29		-4.44%
PHARMDEKO	1.72		9.55%	INTBREW	4.80		-4.00%
CHIPLC	0.46		9.52%	SOVRENINS	0.25		-3.85%
ABCTRANS	0.39		8.33%	JAIZBANK	0.58		-3.33%
JAPAULGOLD	0.54		8.00%	WAPCO	22.70		-1.30%
UNITYBNK	0.60		7.14%	OANDO	4.90		-1.21%

TOP TRADES BY VOLUME AND VALUE

Top 10 Trades By Volume				Top 10 Trades By Value			
Symbol	Trade Vol.	Chart	% of Mkt Vol.	Symbol	Trade Value	Chart	% of Mkt Value
HONYFLOUR	57,498,617		20.47%	GTCO	1,193,965,362		37.41%
GTCO	42,639,188		15.18%	MTNN	578,600,335		18.13%
JAIZBANK	22,427,806		7.98%	SEPLAT	276,740,310		8.67%
MBENEFIT	16,196,442		5.77%	ZENITHBANK	216,582,675		6.79%
TRANSCORP	14,392,633		5.12%	HONYFLOUR	185,759,168		5.82%
ZENITHBANK	8,887,398		3.16%	NESTLE	88,447,615		2.77%
WAPIC	8,189,079		2.92%	UNILEVER	74,454,915		2.33%
FCMB	6,759,421		2.41%	UACN	54,180,474		1.70%
UBA	6,730,907		2.40%	UBA	51,130,096		1.60%
WEMABANK	6,532,550		2.33%	VITAFOAM	45,464,064		1.42%

MACRO ECONOMIC SNAPSHOT

Key Indicators	Today	Previous Day	1-Day Change	YTD % Change
Exchange Rate -I & E (NGN/USD)	411.71	411.67	↓ -0.01%	↑ 4.42%
Exchange Rate -Parallel (NGN/USD)	520.00	520.00	→ 0.00%	↑ 10.64%
Montetary Policy Rate (MPR)	11.50%	11.50%	→ 0.00%	→ 0.00%
Crude Oil Price (USD/barrel) ¹	66.01	66.45	↓ -0.66%	↑ 29.20%
Foreign Reserves (Billion USD) ²	33.52	33.53	↓ -0.03%	↓ -7.38%
Inflation Rate ³	17.38%	17.75%	↓ -2.08%	↑ 10.32%

**Note : Crude oil (Brent) and Foreign Exchange price represents spot price as at the time this report was prepared

Foreign reserves figures have two-day lag

Inflation figure as at July 2021

Contact Information

Investment Research

obaanu@atlassportfolios.com |

tokunade@atlassportfolios.com

info@atlassportfolios.com

Corporate website: <https://atlassportfolios.com/>