






SUMMARY OF ACTIVITIES ON THE NIGERIAN STOCK EXCHANGE






Report Date →






Wednesday, August 18, 2021






The Nigerian Equities market lose marginally as the NGX-ASI dips marginally by 0.01% as benchmark index closed at 39,545.67 points

Key Market Indicators		Today	Previous Day	% Change
The All-Share Index declined by 0.01%	Index	39,545.67	39,550.36	↓ -0.01%
Total market cap. depreciated by 0.01%	Market Cap. (N'trn)	20.60	20.61	↓ -0.01%
Total volume traded increased by 19.30%	Trade Volume (mn)	132.07	110.70	↑ 19.30%
Total value traded decreased by 13.29%	Trade Value (N' mn)	2,673.95	3,083.72	↓ -13.29%

Best Performers		Open (NGN)	Close (NGN)	% Gain
PHARMDEKO		1.30	1.43	10.00%
BOCGAS		9.20	10.10	9.78%
HONYFLOUR		2.47	2.71	9.72%
COURTVILLE		0.25	0.27	8.00%
ABCTRANS		0.33	0.35	6.06%

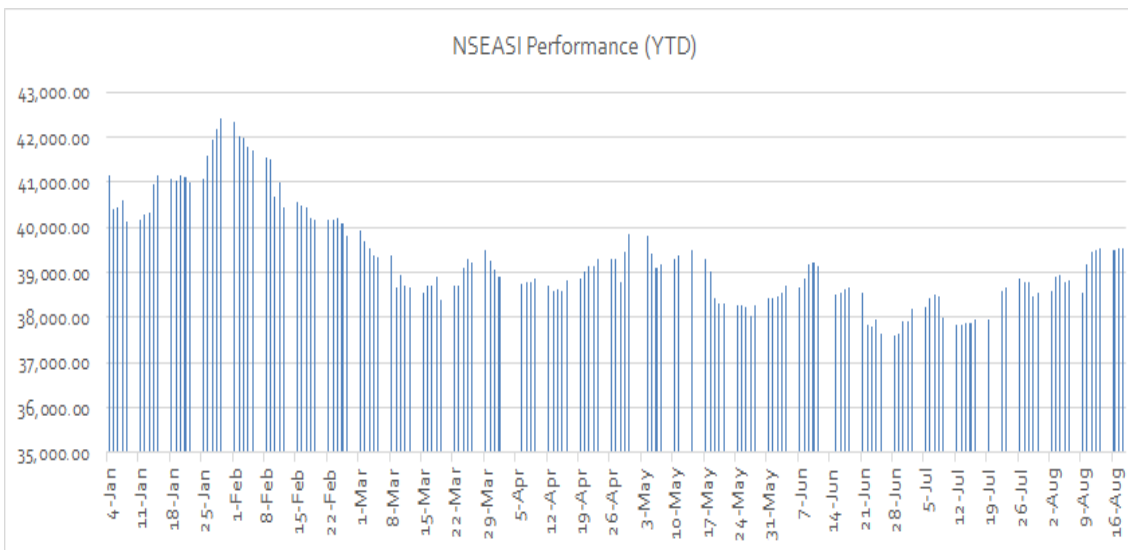
Worst Performers		Open (NGN)	Close (NGN)	% Decline
SCOA		1.76	1.59	-9.66%
PRESTIGE		0.48	0.44	-8.33%
REGALINS		0.43	0.40	-6.98%
MBENEFIT		0.35	0.33	-5.71%
CAVERTON		1.82	1.72	-5.49%

Top Trades By Volume		Sector	Volume (Units)	% Mkt. Volume
TRANSCORP		Conglomerates	14,144,637	10.71%
CHAMS		ICT	14,067,936	10.65%
ZENITHBANK		Banking	8,514,779	6.45%
GTCO		Banking	6,222,105	4.71%
OANDO		Oil & Gas	5,382,817	4.08%

Top Trades By Value		Sector	Value (NGN)	% Mkt. Value
NESTLE		Consumer Goods	1,184,467,270.10	44.29%
AIRTELAFRI		Telecommunications	278,356,229.10	10.41%
ZENITHBANK		Banking	206,228,655.85	7.71%
GTCO		Banking	174,960,255.60	6.54%
SEPLAT		Oil & Gas	171,686,547.60	6.42%

NSE ASI Return Profile		Sectoral Indices		Today's Change	Points	YTD
Day change	↓ -0.01%	NSE30	↓ -0.01%	1,636.97	↓ -3.02%	
WKTD	↑ 0.06%					
MTD	↑ 2.59%	NSE-BNK	↑ 0.08%	378.76	↓ -7.05%	
QTD	↑ 4.32%	NSE-INS	↓ -0.87%	186.11	↓ -5.92%	
YTD	↓ -1.80%	NSE-OIL&GAS	↑ 0.04%	374.80	↑ 65.54%	
52 Weeks High	42,412.66	NSE-CG	↑ 0.12%	569.93	↓ -1.98%	
52 Weeks Low	22,470.79					

NSEASI Performance (YTD)



TOP GAINERS AND LOSERS

Top 10 Gainers				Top 10 Losers			
Symbol	Close Price	Chart	% Change	Symbol	Close Price	Chart	% Change
PHARMDEKO	1.43		10.00%	SCOA	1.59		-9.66%
BOCGAS	10.10		9.78%	PRESTIGE	0.44		-8.33%
HONYFLOUR	2.71		9.72%	REGALINS	0.40		-6.98%
COURTVILLE	0.27		8.00%	MBENEFIT	0.33		-5.71%
ABCTRANS	0.35		6.06%	CAVERTON	1.72		-5.49%
VERITASKAP	0.23		4.55%	MULTIVERSE	0.20		-4.76%
UPDC	1.31		3.15%	JOHNHOLT	0.72		-4.00%
NEM	1.98		3.13%	WAPIC	0.48		-4.00%
WEMABANK	0.86		2.38%	JAPAULGOLD	0.51		-1.92%
GLAXOSMITH	6.10		1.67%	LINKASSURE	0.58		-1.69%

TOP TRADES BY VOLUME AND VALUE

Top 10 Trades By Volume				Top 10 Trades By Value			
Symbol	Trade Vol.	Chart	% of Mkt Vol.	Symbol	Trade Value	Chart	% of Mkt Value
TRANSCORP	14,144,637		10.71%	NESTLE	1,184,467,270		44.29%
CHAMS	14,067,936		10.65%	AIRTELAFRI	278,356,229		10.41%
ZENITHBANK	8,514,779		6.45%	ZENITHBANK	206,228,656		7.71%
GTCO	6,222,105		4.71%	GTCO	174,960,256		6.54%
OANDO	5,382,817		4.08%	SEPLAT	171,686,548		6.42%
ACCESS	5,278,790		4.00%	DANGCEM	103,872,532		3.88%
MBENEFIT	5,024,584		3.80%	MTNN	80,675,987		3.02%
UBA	4,997,072		3.78%	FLOURMILL	49,263,672		1.84%
COURTVILLE	4,980,000		3.77%	ACCESS	47,636,732		1.78%
VERITASKAP	4,897,412		3.71%	GUINNESS	45,366,718		1.70%

MACRO ECONOMIC SNAPSHOT

Key Indicators	Today	Previous Day	1-Day Change	YTD % Change
Exchange Rate - I & E (NGN/USD)	411.39	411.50	↑ 0.03%	↑ 4.33%
Exchange Rate - Parallel (NGN/USD)	517.00	515.00	↓ -0.39%	↑ 10.00%
Montetary Policy Rate (MPR)	11.50%	11.50%	→ 0.00%	→ 0.00%
Crude Oil Price (USD/barrel) ¹	69.40	69.03	↑ 0.54%	↑ 35.84%
Foreign Reserves (Billion USD) ²	33.55	33.57	↓ -0.06%	↓ -7.29%
Inflation Rate ³	17.38%	17.75%	↓ -2.08%	↑ 10.32%

**Note : Crude oil (Brent) and Foreign Exchange price represents spot price as at the time this report was prepared

Foreign reserves figures have two-day lag

Inflation figure as at July 2021

Contact Information

Investment Research

obaanu@atlassportfolios.com |
tokunade@atlassportfolios.com
info@atlassportfolios.com

Corporate website: <https://atlassportfolios.com/>