






SUMMARY OF ACTIVITIES ON THE NIGERIAN STOCK EXCHANGE






Report Date →






Monday, August 16, 2021






The Nigerian equities market lose as NGX-ASI dipped by 0.04% and benchmark index closed at 39,505.40 points

Key Market Indicators		Today	Previous Day	% Change
The All-Share Index declined by 0.04%	Index	39,505.40	39,522.34 ↓	-0.04%
Total market cap. depreciated by 0.04%	Market Cap. (N'trn)	20.58	20.59 ↓	-0.04%
Total volume traded decreased by 25.18%	Trade Volume (mn)	141.28	188.83 ↓	-25.18%
Total value traded increased by 5.45%	Trade Value (N' mn)	3,393.00	3,217.69 ↑	5.45%

Best Performers		Open (NGN)	Close (NGN)	% Gain
MRS		12.60	13.85	9.92%
MAYBAKER		4.40	4.83	9.77%
HONYFLOUR		2.05	2.25	9.76%
MBENEFIT		0.34	0.37	8.82%
FTNCOCOA		0.44	0.47	6.82%

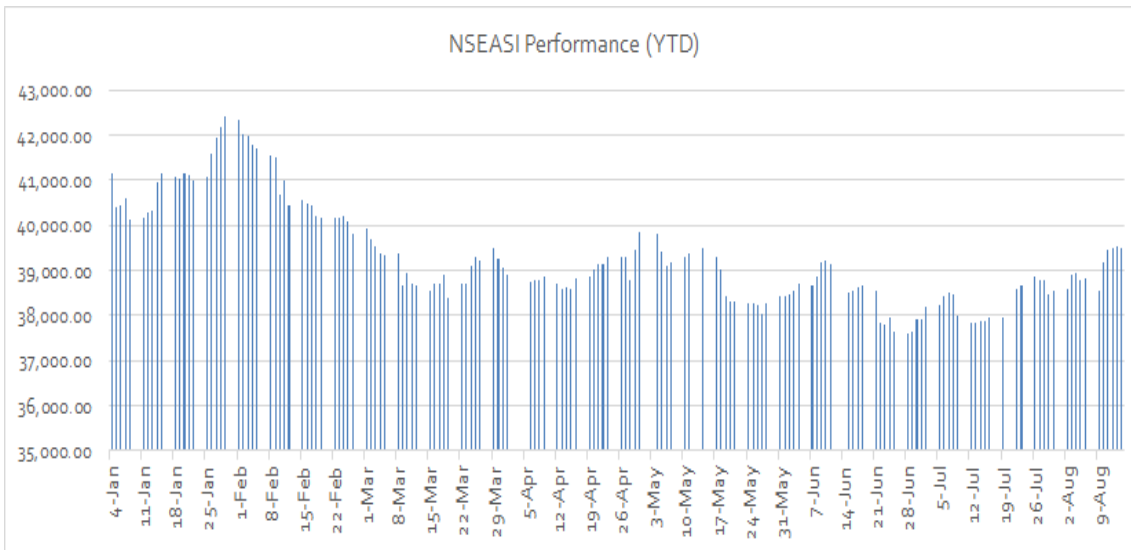
Worst Performers		Open (NGN)	Close (NGN)	% Decline
MERGROWTH		17.00	15.00	-11.76%
ABCTRANS		0.36	0.33	-8.33%
LASACO		1.50	1.40	-6.67%
LIVESTOCK		2.08	1.98	-4.81%
FIDELITYBK		2.50	2.38	-4.80%

Top Trades By Volume		Sector	Volume (Units)	% Mkt. Volume
ETRAZACT		OFI	16,188,382	11.50%
FIDELITYBK		Banking	10,441,898	7.42%
TRANSCORP		Conglomerates	9,768,803	6.94%
CHIPLC		Consumer Goods	9,181,411	6.52%
ACCESS		Banking	7,585,329	5.39%

Top Trades By Value		Sector	Value (NGN)	% Mkt. Value
NESTLE		Consumer Goods	491,950,839.20	30.76%
MTNN		Telecommunications	296,051,375.90	18.51%
ZENITHBANK		Banking	130,517,889.55	8.16%
DANGCEM		Industrial Goods	76,781,562.20	4.80%
ACCESS		Banking	69,025,460.10	4.32%

NSE ASI Return Profile		Sectoral Indices	Today's Change	Points	YTD
Day change	↓	-0.04% NSE30	↓ -0.08%	1,636.70 ↓	-3.04%
WKTD	↓	-0.04%			
MTD	↑	2.49% NSE-BNK	↓ -0.65%	378.54 ↓	-7.10%
QTD	↑	4.22% NSE-INS	↑ 0.04%	189.96 ↓	-3.97%
YTD	↓	-1.90% NSE-OIL&GAS	↑ 0.16%	376.83 ↑	66.44%
52 Weeks High		42,412.66 NSE-CG	↑ 0.02%	596.71 ↑	2.62%
52 Weeks Low		22,470.79			

NSEASI Performance (YTD)



TOP GAINERS AND LOSERS

Top 10 Gainers				Top 10 Losers			
Symbol	Close Price	Chart	% Change	Symbol	Close Price	Chart	% Change
MRS	13.85		9.92%	MERGROWTH	15.00		-11.76%
MAYBAKER	4.83		9.77%	ABCTRANS	0.33		-8.33%
HONYFLOUR	2.25		9.76%	LASACO	1.40		-6.67%
MBENEFIT	0.37		8.82%	LIVESTOCK	1.98		-4.81%
FTNCOCOA	0.47		6.82%	FIDELITYBK	2.38		-4.80%
CHAMS	0.21		5.00%	CHAMPION	2.10		-4.55%
MULTIVERSE	0.21		5.00%	CHIPLC	0.49		-3.92%
COURTVILLE	0.25		4.17%	CAP	19.50		-3.47%
FCMB	3.14		3.97%	ETI	5.60		-1.75%
NAHCO	2.65		3.92%	WAPCO	22.00		-1.35%

TOP TRADES BY VOLUME AND VALUE

Top 10 Trades By Volume				Top 10 Trades By Value			
Symbol	Trade Vol.	Chart	% of Mkt Vol.	Symbol	Trade Value	Chart	% of Mkt Value
ETRANZACT	16,188,382		11.50%	NESTLE	491,950,839		30.76%
FIDELITYBK	10,441,898		7.42%	MTNN	296,051,376		18.51%
TRANSCORP	9,768,803		6.94%	ZENITHBANK	130,517,890		8.16%
CHIPLC	9,181,411		6.52%	DANGCEM	76,781,562		4.80%
ACCESS	7,585,329		5.39%	ACCESS	69,025,460		4.32%
HONYFLOUR	6,740,746		4.79%	FLOURMILL	60,134,964		3.76%
FBNH	6,255,779		4.44%	PRESCO	49,554,326		3.10%
LIVESTOCK	6,069,805		4.31%	FBNH	45,854,149		2.87%
UBA	5,717,919		4.06%	UBA	43,442,274		2.72%
STERLNBANK	5,701,791		4.05%	ETRANZACT	33,347,573		2.09%

MACRO ECONOMIC SNAPSHOT

Key Indicators	Today	Previous Day	1-Day Change	YTD % Change
Exchange Rate - I & E (NGN/USD)	411.27	411.67	↑ 0.10%	↑ 4.30%
Exchange Rate -Parallel (NGN/USD)	515.00	515.00	→ 0.00%	↑ 9.57%
Montetary Policy Rate (MPR)	11.50%	11.50%	→ 0.00%	→ 0.00%
Crude Oil Price (USD/barrel) ¹	71.17	71.31	↓ -0.20%	↑ 39.30%
Foreign Reserves (Billion USD) ²	33.58	33.58	→ 0.00%	↓ -7.21%
Inflation Rate ³	17.75%	17.93%	↓ -1.00%	↑ 10.32%

**Note : Crude oil (Brent) and Foreign Exchange price represents spot price as at the time this report was prepared

Foreign reserves figures have two-day lag

Inflation figure as at June 2021

Contact Information

Investment Research

obaanu@atlassportfolios.com |
tokunade@atlassportfolios.com
info@atlassportfolios.com

Corporate website: <https://atlassportfolios.com/>