






SUMMARY OF ACTIVITIES ON THE NIGERIAN STOCK EXCHANGE






Report Date →






Friday, July 30, 2021






The Lagos bourse halted losses as the bulls return with the NGX-ASI gaining 0.16% and benchmark index closed at 38,547.08 points

Key Market Indicators		Today	Previous Day	% Change
The All-Share Index declined by 0.79%	Index	38,547.08	38,484.82 ↑	0.16%
Total market cap. depreciated by 0.79%	Market Cap. (N'trn)	20.08	20.05 ↑	0.16%
Total volume traded decreased by 9.45%	Trade Volume (mn)	387.13	259.96 ↑	48.92%
Total value traded decreased by 5.28%	Trade Value (N' mn)	3,816.40	1,982.22 ↑	92.53%

Best Performers	Open (NGN)	Close (NGN)	% Gain
TRANSCORP 	0.93	1.02	9.68%
IKEJAHOTEL 	1.19	1.30	9.24%
NAHCO 	2.30	2.44	6.09%
HONYFLOUR 	1.60	1.68	5.00%
OANDO 	4.75	4.89	2.95%

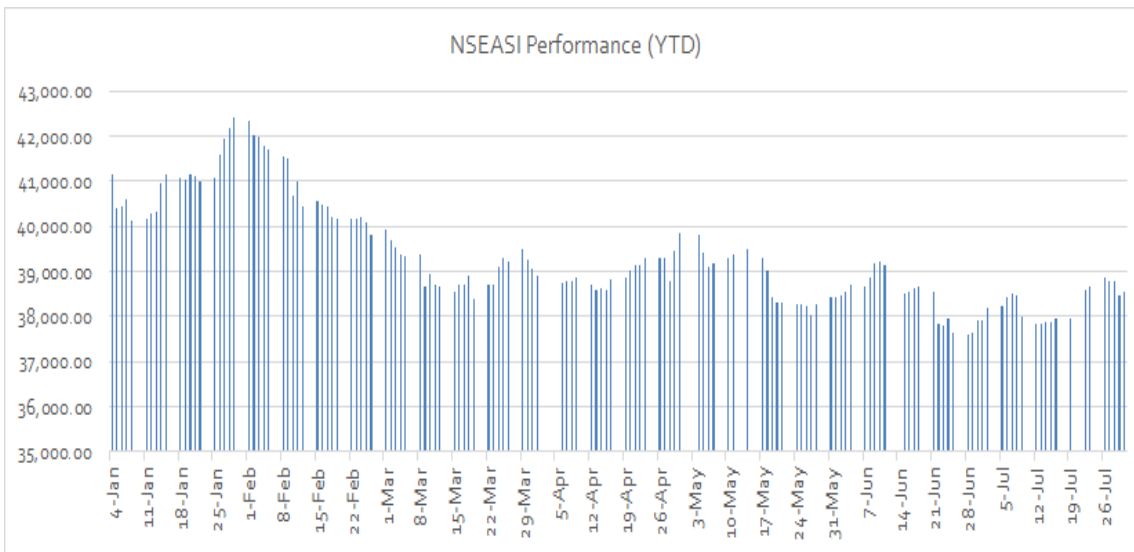
Worst Performers	Open (NGN)	Close (NGN)	% Decline
LEARNAFRCA 	1.50	1.35	-10.00%
STANBICETF30 	70.00	63.00	-10.00%
ARDOVA 	18.00	16.30	-9.44%
MANSARD 	0.97	0.89	-8.25%
SUNUASSUR 	0.49	0.45	-8.16%

Top Trades By Volume	Sector	Volume (Units)	% Mkt. Volume
TRANSCORP 	Conglomerate	159,627,725	41.24%
ELLAHLAKES 	Agriculture	26,624,751	6.88%
OANDO 	Oil & Gas	21,601,334	5.58%
GTCO 	Banking	17,840,650	4.61%
COURTVILLE 	ICT	14,543,365	3.76%

Top Trades By Value	Sector	Value (NGN)	% Mkt. Value
MTNN 	Telecommunications	764,842,647.50	20.05%
GTCO 	Banking	508,754,430.25	13.34%
PRESCO 	Agriculture	389,118,039.10	10.20%
SEPLAT 	Oil & Gas	351,058,501.60	9.20%
NESTLE 	Consumer Goods	299,032,446.00	7.84%

NSE ASI Return Profile	Sectoral Indices	Today's Change	Points	YTD
Day change ↑	0.16% NSE30	↑ 0.42%	1,639.22 ↓	-2.89%
WKTD ↓	-0.31%			
MTD ↑	1.69% NSE-BNK	↑ 0.36%	381.35 ↓	-6.41%
QTD ↑	1.69% NSE-INS	↓ -2.94%	197.77 ↓	-0.03%
YTD ↓	-4.28% NSE-OIL&GAS	↓ -0.15%	376.95 ↑	66.49%
52 Weeks High	42,412.66 NSE-CG	↓ -0.08%	597.66 ↑	2.79%
52 Weeks Low	22,470.79			

NSEASI Performance (YTD)



TOP GAINERS AND LOSERS

Top 10 Gainers				Top 10 Losers			
Symbol	Close Price	Chart	% Change	Symbol	Close Price	Chart	% Change
TRANSCORP	1.02		9.68%	LEARNAFRCA	1.35		-10.00%
IKEJAHOTEL	1.30		9.24%	STANBICETF30	63.00		-10.00%
NAHCO	2.44		6.09%	ARDOVA	16.30		-9.44%
HONYFLOUR	1.68		5.00%	MANSARD	0.89		-8.25%
OANDO	4.89		2.95%	SUNUASSUR	0.45		-8.16%
UCAP	7.00		2.94%	LIVESTOCK	2.15		-6.93%
FIDELITYBK	2.40		2.13%	REGALINS	0.42		-6.67%
UBN	5.30		1.92%	MBENEFIT	0.37		-5.13%
CORNERST	0.55		1.85%	PZ	6.00		-4.76%
WAPIC	0.55		1.85%	VERITASKAP	0.23		-4.17%

TOP TRADES BY VOLUME AND VALUE

Top 10 Trades By Volume				Top 10 Trades By Value			
Symbol	Trade Vol.	Chart	% of Mkt Vol.	Symbol	Trade Value	Chart	% of Mkt Value
TRANSCORP	159,627,725		41.24%	MTNN	764,842,648		20.05%
ELLAHLAKES	26,624,751		6.88%	GTCO	508,754,430		13.34%
OANDO	21,601,334		5.58%	PRESCO	389,118,039		10.20%
GTCO	17,840,650		4.61%	SEPLAT	351,058,502		9.20%
COURTVILLE	14,543,365		3.76%	NESTLE	299,032,446		7.84%
FBNH	12,487,411		3.23%	TRANSCORP	159,823,395		4.19%
UBA	9,255,646		2.39%	DANGCEM	143,220,159		3.75%
FCMB	8,719,513		2.25%	NB	123,593,170		3.24%
UNIVINSURE	8,376,182		2.16%	ELLAHLAKES	113,155,192		2.97%
FIDELITYBK	7,504,474		1.94%	OANDO	104,694,577		2.74%

MACRO ECONOMIC SNAPSHOT

Key Indicators	Today	Previous Day	1-Day Change	YTD % Change
Exchange Rate - I & E (NGN/USD)	411.40	411.67	0.07%	4.34%
Exchange Rate - Parallel (NGN/USD)	517.00	520.00	0.58%	10.00%
Montetary Policy Rate (MPR)	11.50%	11.50%	0.00%	0.00%
Crude Oil Price (USD/barrel) ¹	76.34	75.10	1.65%	49.42%
Foreign Reserves (Billion USD) ²	33.35	33.33	0.06%	-7.85%
Inflation Rate ³	17.75%	17.93%	-1.00%	10.32%

**Note : Crude oil (Brent) and Foreign Exchange price represents spot price as at the time this report was prepared

Foreign reserves figures have two-day lag

Inflation figure as at June 2021

Contact Information

Investment Research

obaanu@atlassportfolios.com |
tokunade@atlassportfolios.com
info@atlassportfolios.com

Corporate website: <https://atlassportfolios.com/>