






SUMMARY OF ACTIVITIES ON THE NIGERIAN STOCK EXCHANGE






Report Date ➔






Thursday, July 29, 2021






The Lagos bourse closed on a negative note today to maintain a downward trajectory as NGX-ASI declined by 0.79%

Key Market Indicators		Today	Previous Day	% Change
The All-Share Index declined by 0.79%	Index	38,484.82	38,791.03	↓ -0.79%
Total market cap. depreciated by 0.79%	Market Cap. (N'trn)	20.05	20.21	↓ -0.79%
Total volume traded decreased by 9.45%	Trade Volume (mn)	259.96	237.51	↑ 9.45%
Total value traded decreased by 5.28%	Trade Value (N' mn)	1,982.22	1,882.79	↑ 5.28%

Best Performers		Open (NGN)	Close (NGN)	% Gain
TRIPPLEG		0.90	0.99	10.00%
REGALINS		0.41	0.45	9.76%
CHIPLC		0.54	0.59	9.26%
PRESTIGE		0.45	0.49	8.89%
ACADEMY		0.35	0.38	8.57%

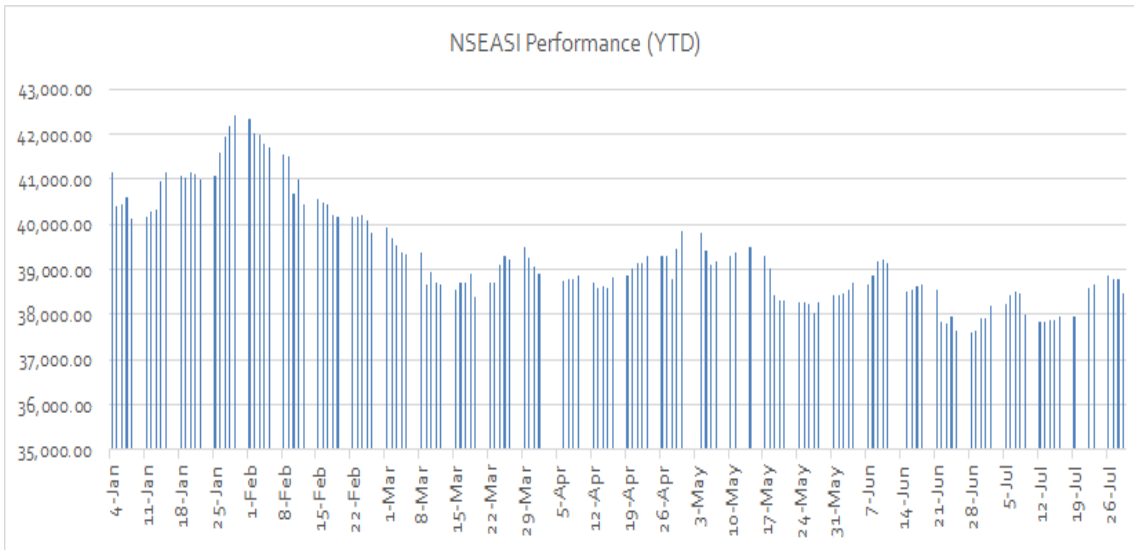
Worst Performers		Open (NGN)	Close (NGN)	% Decline
OANDO		5.26	4.75	-9.70%
UACN		11.20	10.20	-8.93%
LINKASSURE		0.65	0.60	-7.69%
FTNCOCOA		0.53	0.49	-7.55%
UPDC		1.26	1.19	-5.56%

Top Trades By Volume		Sector	Volume (Units)	% Mkt. Volume
OANDO		Oil & Gas	56,252,236	21.65%
GTCCO		Banking	15,287,119	5.88%
JAIZBANK		Banking	14,898,700	5.73%
FIDELITYBK		Banking	14,392,576	5.54%
WEMABANK		Banking	12,215,080	4.70%

Top Trades By Value		Sector	Value (NGN)	% Mkt. Value
GTCCO		Banking	444,928,298.75	22.50%
OANDO		Oil & Gas	288,491,744.30	14.59%
SEPLAT		Oil & Gas	169,572,015.10	8.57%
ZENITHBANK		Banking	146,988,143.60	7.43%
ACCESS		Banking	84,429,179.05	4.27%

NSE ASI Return Profile		Sectoral Indices		Today's Change	Points	YTD
Day change	↓	-0.79%	NSE30	↓ -0.93%	1,632.44	↓ -3.29%
WKTD	↓	-0.47%				
MTD	↑	1.52%	NSE-BNK	↓ -0.81%	380.00	↓ -6.74%
QTD	↑	1.52%	NSE-INS	↓ -3.24%	203.77	↑ 3.01%
YTD	↓	-4.43%	NSE-OIL&GAS	↓ -1.93%	377.50	↑ 66.73%
52 Weeks High		42,412.66	NSE-CG	↓ -0.35%	598.12	↑ 2.87%
52 Weeks Low		22,470.79				

NSEASI Performance (YTD)



TOP GAINERS AND LOSERS

Top 10 Gainers				Top 10 Losers			
Symbol	Close Price	Chart	% Change	Symbol	Close Price	Chart	% Change
TRIPPLEG	0.99		10.00%	OANDO	4.75		-9.70%
REGALINS	0.45		9.76%	UACN	10.20		-8.93%
CHIPLC	0.59		9.26%	LINKASSURE	0.60		-7.69%
PRESTIGE	0.49		8.89%	FTNCOCOA	0.49		-7.55%
ACADEMY	0.38		8.57%	UPDC	1.19		-5.56%
MANSARD	0.97		7.78%	BUACEMENT	67.30		-5.21%
SOVRENINS	0.29		7.41%	HONYFLOUR	1.60		-4.76%
NPFMCRFBK	1.75		6.06%	COURTVILLE	0.23		-4.17%
MBENEFIT	0.39		5.41%	LIVESTOCK	2.31		-3.75%
PZ	6.30		5.00%	UBN	5.20		-3.70%

TOP TRADES BY VOLUME AND VALUE

Top 10 Trades By Volume				Top 10 Trades By Value			
Symbol	Trade Vol.	Chart	% of Mkt Vol.	Symbol	Trade Value	Chart	% of Mkt Value
OANDO	56,252,236		21.65%	GTCO	444,928,299		22.50%
GTCO	15,287,119		5.88%	OANDO	288,491,744		14.59%
JAIZBANK	14,898,700		5.73%	SEPLAT	169,572,015		8.57%
FIDELITYBK	14,392,576		5.54%	ZENITHBANK	146,988,144		7.43%
WEMABANK	12,215,080		4.70%	ACCESS	84,429,179		4.27%
UNIVINSURE	11,335,730		4.36%	MTNN	82,186,185		4.16%
UBA	10,310,598		3.97%	UBA	78,491,406		3.97%
FBNH	10,124,650		3.90%	WAPCO	76,813,293		3.88%
ACCESS	9,233,371		3.55%	FBNH	75,355,108		3.81%
TRANSCORP	8,898,412		3.42%	FLOURMILL	69,102,492		3.49%

MACRO ECONOMIC SNAPSHOT

Key Indicators	Today	Previous Day	1-Day Change	YTD % Change
Exchange Rate -I & E (NGN/USD)	411.58	411.60	0.00%	4.38%
Exchange Rate -Parallel (NGN/USD)	520.00	525.00	0.95%	10.64%
Montetary Policy Rate (MPR)	11.50%	11.50%	0.00%	0.00%
Crude Oil Price (USD/barrel) ¹	75.11	73.83	1.73%	47.02%
Foreign Reserves (Billion USD) ²	33.35	33.33	0.06%	-7.85%
Inflation Rate ³	17.75%	17.93%	-1.00%	10.32%

**Note : Crude oil (Brent) and Foreign Exchange price represents spot price as at the time this report was prepared

Foreign reserves figures have two-day lag

Inflation figure as at June 2021

DIVIDEND INFORMATION

SEPLAT announced interim dividend of \$2.50 per share of 50k each with a qualification date of 12th August 2021 while payment date set for 13th September, subject to withholding tax.

Contact Information

Investment Research

obaanu@atlassportfolios.com |
tokunade@atlassportfolios.com
info@atlassportfolios.com

Corporate website: <https://atlassportfolios.com/>