






SUMMARY OF ACTIVITIES ON THE NIGERIAN STOCK EXCHANGE






Report Date ➔






Wednesday, July 28, 2021






The NGX closed on a bearish note today, as negative sentiments ensued that the bourse closed with the NGX-ASI down by 0.03%

Key Market Indicators		Today	Previous Day	% Change
The All-Share Index declined by 0.03%	Index	38,791.03	38,802.15	↓ -0.03%
Total market cap. depreciated by 0.03%	Market Cap. (N'trn)	20.21	20.22	↓ -0.03%
Total volume traded decreased by 2.29%	Trade Volume (mn)	237.51	243.08	↓ -2.29%
Total value traded decreased by 0.86%	Trade Value (N' mn)	1,882.79	1,899.18	↓ -0.86%

Best Performers		Open (NGN)	Close (NGN)	% Gain
CAPHOTEL		2.64	2.90	9.85%
OANDO		4.79	5.26	9.81%
BOCGAS		8.45	9.20	8.88%
FTNCOCOA		0.49	0.53	8.16%
LIVESTOCK		2.29	2.40	4.80%

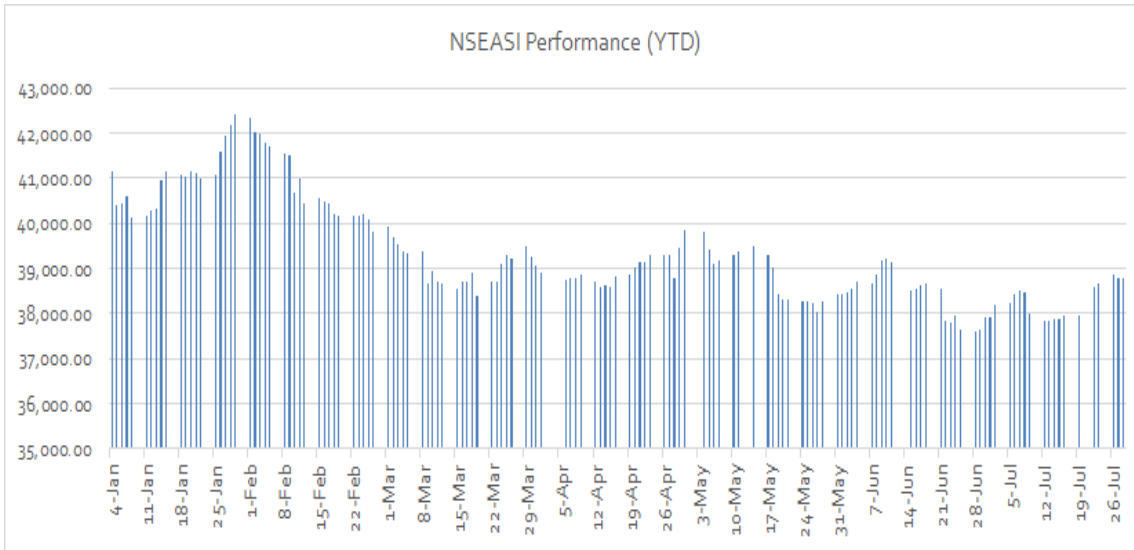
Worst Performers		Open (NGN)	Close (NGN)	% Decline
TRIPPLEG		1.00	0.90	-10.00%
CHIPLC		0.60	0.54	-10.00%
PHARMDEKO		1.21	1.09	-9.92%
REGALINS		0.44	0.41	-6.82%
ETERNA		7.60	7.10	-6.58%

Top Trades By Volume		Sector	Volume (Units)	% Mkt. Volume
OANDO		Oil & Gas	44,290,171	18.65%
UBA		Banking	19,347,045	8.15%
WEMABANK		Banking	14,241,504	6.00%
ACCESS		Banking	13,291,234	5.60%
JAIZBANK		Banking	12,296,486	5.18%

Top Trades By Value		Sector	Value (NGN)	% Mkt. Value
ZENITHBANK		Banking	270,796,780.95	14.38%
MTNN		Telecommunication	264,303,202.10	14.04%
OANDO		Oil & Gas	232,963,299.46	12.37%
UBA		Banking	150,748,119.55	8.01%
ACCESS		Banking	123,732,885.50	6.57%

NSE ASI Return Profile		Sectoral Indices		Today's Change	Points	YTD
Day change	↓ -0.03%	NSE30	↓ -0.08%	1,647.73	↓ -2.39%	
WKTD	↑ 0.32%					
MTD	↑ 2.33%	NSE-BNK	↓ -0.96%	383.10	↓ -5.98%	
QTD	↑ 2.33%	NSE-INS	↓ -0.88%	197.38	↓ -0.22%	
YTD	↓ -3.67%	NSE-OIL&GAS	↑ 1.68%	384.91	↑ 70.01%	
52 Weeks High	42,412.66	NSE-CG	↑ 0.11%	600.25	↑ 3.23%	
52 Weeks Low	22,470.79					

NSEASI Performance (YTD)



TOP GAINERS AND LOSERS

Top 10 Gainers				Top 10 Losers			
Symbol	Close Price	Chart	% Change	Symbol	Close Price	Chart	% Change
CAPHOTEL	2.90		9.85%	TRIPPLEG	0.90		-10.00%
OANDO	5.26		9.81%	CHIPLC	0.54		-10.00%
BOCGAS	9.20		8.88%	PHARMDEKO	1.09		-9.92%
FTNCOCOA	0.53		8.16%	REGALINS	0.41		-6.82%
LIVESTOCK	2.40		4.80%	ETERNA	7.10		-6.58%
COURTVILLE	0.24		4.35%	PRESTIGE	0.45		-4.26%
SOVRENINS	0.27		3.85%	FIDELITYBK	2.41		-3.60%
LASACO	1.65		3.12%	MBENEFIT	0.37		-2.63%
NPFMCRFBK	1.65		2.48%	CHAMPION	2.25		-2.17%
ETI	5.35		1.90%	FCMB	3.02		-1.95%

TOP TRADES BY VOLUME AND VALUE

Top 10 Trades By Volume				Top 10 Trades By Value			
Symbol	Trade Vol.	Chart	% of Mkt Vol.	Symbol	Trade Value	Chart	% of Mkt Value
OANDO	44,290,171		18.65%	ZENITHBANK	270,796,781		14.38%
UBA	19,347,045		8.15%	MTNN	264,303,202		14.04%
WEMABANK	14,241,504		6.00%	OANDO	232,963,299		12.37%
ACCESS	13,291,234		5.60%	UBA	150,748,120		8.01%
JAIZBANK	12,296,486		5.18%	ACCESS	123,732,886		6.57%
MANSARD	11,824,648		4.98%	FLOURMILL	122,389,558		6.50%
FIDELITYBK	11,783,293		4.96%	WAPCO	68,503,605		3.64%
ZENITHBANK	10,977,286		4.62%	GTCO	56,272,894		2.99%
MBENEFIT	10,172,139		4.28%	UACN	55,268,434		2.94%
LIVESTOCK	6,309,022		2.66%	VITAFOAM	49,558,676		2.63%

MACRO ECONOMIC SNAPSHOT

Key Indicators	Today	Previous Day	1-Day Change	YTD % Change
Exchange Rate -I & E (NGN/USD)	411.50	411.67	↑ 0.04%	↑ 4.36%
Exchange Rate -Parallel (NGN/USD)	522.00	505.00	↓ -3.37%	↑ 11.06%
Montetary Policy Rate (MPR)	11.50%	11.50%	→ 0.00%	→ 0.00%
Crude Oil Price (USD/barrel) ¹	74.88	73.52	↑ 1.85%	↑ 46.56%
Foreign Reserves (Billion USD) ²	33.31	33.25	↑ 0.18%	↓ -7.96%
Inflation Rate ³	17.75%	17.93%	↓ -1.00%	↑ 10.32%

**Note : Crude oil (Brent) and Foreign Exchange price represents spot price as at the time this report was prepared

Foreign reserves figures have two-day lag

Inflation figure as at June 2021

Contact Information

Investment Research

obaanu@atlassportfolios.com |
tokunade@atlassportfolios.com
info@atlassportfolios.com

Corporate website: <https://atlassportfolios.com/>