






SUMMARY OF ACTIVITIES ON THE NIGERIAN STOCK EXCHANGE






Report Date →






Tuesday, July 27, 2021






Bearish sentiments halt bullish run to return to the Lagos bourse as investors take profit with NGX-ASI dipping by 0.12%

Key Market Indicators		Today	Previous Day	% Change
The All-Share Index declined by 0.12%	Index	38,802.15	38,849.08	↓ -0.12%
Total market cap. depreciated by 0.12%	Market Cap. (N'trn)	20.22	20.24	↓ -0.12%
Total volume traded decreased by 1.41%	Trade Volume (mn)	243.08	246.55	↓ -1.41%
Total value traded decreased by 15.32%	Trade Value (N' mn)	1,899.18	2,242.72	↓ -15.32%

Best Performers	Open (NGN)	Close (NGN)	% Gain
 OANDO	4.36	4.79	9.86%
 CHAMPION	2.11	2.30	9.00%
 FTNCOCOA	0.45	0.49	8.89%
 FIDSON	6.09	6.50	6.73%
 LIVESTOCK	2.16	2.29	6.02%

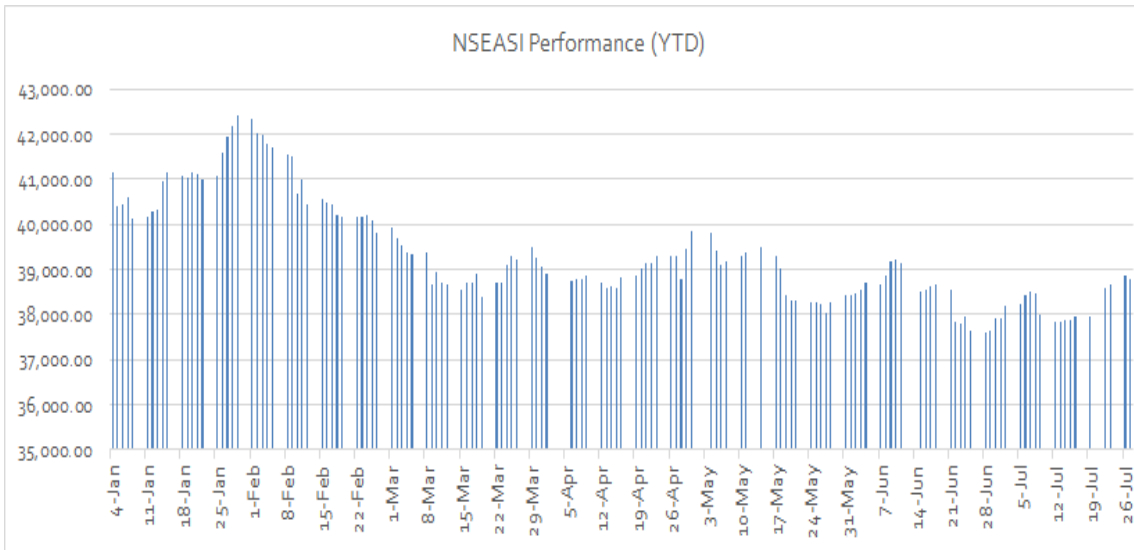
Worst Performers	Open (NGN)	Close (NGN)	% Decline
 UNITYBNK	0.62	0.58	-6.45%
 NPFMCRFBK	1.70	1.61	-5.29%
 UPDC	1.35	1.28	-5.19%
 CHAMS	0.21	0.20	-4.76%
 SOVRENINS	0.27	0.26	-3.70%

Top Trades By Volume	Sector	Volume (Units)	% Mkt. Volume
 ACCESS	Banking	21,765,576	8.98%
 WEMABANK	Banking	21,299,123	8.78%
 UPDC	Real Estate	14,551,872	6.00%
 UACN	Conglomerate	14,420,368	5.95%
 UBA	Banking	12,607,793	5.20%

Top Trades By Value	Sector	Value (NGN)	% Mkt. Value
 MTNN	Telecommunications	220,398,823.00	11.63%
 GTCO	Banking	213,497,584.85	11.27%
 ACCESS	Banking	204,435,935.80	10.79%
 ZENITHBANK	Banking	174,885,153.30	9.23%
 UACN	Conglomerate	162,185,083.45	8.56%

NSE ASI Return Profile	Sectoral Indices	Today's Change	Points	YTD	
Day change	↓ -0.12%	NSE30	↓ -0.18%	1,649.05	↓ -2.31%
WKTD	↑ 0.35%				
MTD	↑ 2.36%	NSE-BNK	↑ 0.21%	386.82	↓ -5.07%
QTD	↑ 2.36%	NSE-INS	↓ -0.03%	199.13	↑ 0.66%
YTD	↓ -3.65%	NSE-OIL&GAS	↑ 1.99%	378.54	↑ 67.19%
52 Weeks High	42,412.66	NSE-CG	↑ 0.11%	599.62	↑ 3.12%
52 Weeks Low	22,470.79				

NSEASI Performance (YTD)



TOP GAINERS AND LOSERS

Top 10 Gainers				Top 10 Losers			
Symbol	Close Price	Chart	% Change	Symbol	Close Price	Chart	% Change
OANDO	4.79		9.86%	UNITYBNK	0.58		-6.45%
CHAMPION	2.30		9.00%	NPFMCRFBK	1.61		-5.29%
FTNCOCOA	0.49		8.89%	UPDC	1.28		-5.19%
FIDSON	6.50		6.73%	CHAMS	0.20		-4.76%
LIVESTOCK	2.29		6.02%	SOVRENINS	0.26		-3.70%
ETERNA	7.60		5.70%	AFRIPRUD	6.25		-3.10%
NAHCO	2.30		4.55%	WEMABANK	0.86		-2.27%
VERITASKAP	0.24		4.35%	REGALINS	0.44		-2.22%
JAPAULGOLD	0.54		3.85%	INTBREW	5.10		-1.92%
JAIZBANK	0.60		3.45%	STERLNBANK	1.54		-1.28%

TOP TRADES BY VOLUME AND VALUE

Top 10 Trades By Volume				Top 10 Trades By Value			
Symbol	Trade Vol.	Chart	% of Mkt Vol.	Symbol	Trade Value	Chart	% of Mkt Value
ACCESS	21,765,576		8.98%	MTNN	220,398,823		11.63%
WEMABANK	21,299,123		8.78%	GTCO	213,497,585		11.27%
UPDC	14,551,872		6.00%	ACCESS	204,435,936		10.79%
UACN	14,420,368		5.95%	ZENITHBANK	174,885,153		9.23%
UBA	12,607,793		5.20%	UACN	162,185,083		8.56%
PZ	11,305,194		4.66%	UBA	99,080,026		5.23%
FCMB	11,073,820		4.57%	DANGCEM	81,626,749		4.31%
LIVESTOCK	10,301,140		4.25%	PZ	67,863,119		3.58%
UNIVINSURE	7,980,611		3.29%	NB	65,651,500		3.46%
FIDELITYBK	7,899,063		3.26%	FLOURMILL	52,951,336		2.79%

MACRO ECONOMIC SNAPSHOT

Key Indicators	Today	Previous Day	1-Day Change	YTD % Change
Exchange Rate -I & E (NGN/USD)	411.42	411.50	↑ 0.02%	↑ 4.34%
Exchange Rate -Parallel (NGN/USD)	504.00	504.00	→ 0.00%	↑ 7.23%
Montetary Policy Rate (MPR)	11.50%	11.50%	→ 0.00%	→ 0.00%
Crude Oil Price (USD/barrel) ¹	74.54	73.70	↑ 1.14%	↑ 45.90%
Foreign Reserves (Billion USD) ²	33.25	33.22	↑ 0.09%	↓ -8.12%
Inflation Rate ³	17.75%	17.93%	↓ -1.00%	↑ 10.32%

**Note : Crude oil (Brent) and Foreign Exchange price represents spot price as at the time this report was prepared

Foreign reserves figures have two-day lag

Inflation figure as at June 2021

Contact Information

Investment Research

obaanu@atlassportfolios.com |
tokunade@atlassportfolios.com
info@atlassportfolios.com

Corporate website: <https://atlassportfolios.com/>