





SUMMARY OF ACTIVITIES ON THE NIGERIAN STOCK EXCHANGE






Report Date 






Monday, July 26, 2021






The NGX continue to rally, extending it bullish run to inch the NGX-ASI higher by 0.47% as benchmark index closed at 38,849.08 points

Key Market Indicators		Today	Previous Day	% Change
The All-Share Index appreciated by 0.47%	Index	38,849.08	38,667.90 	0.47%
Total market cap. appreciated by 0.47%	Market Cap. (N'm)	20.24	20.15 	0.47%
Total volume traded increased by 7.08%	Trade Volume (mn)	246.55	230.25 	7.08%
Total value traded decreased by 2.97%	Trade Value (N' mn)	2,242.72	2,311.30 	-2.97%

Best Performers		Open (NGN)	Close (NGN)	% Gain
OANDO		3.97	4.36	9.82%
FTNCOCOA		0.41	0.45	9.76%
ARDOVA		15.90	17.45	9.75%
BOCGAS		7.70	8.45	9.74%
LIVESTOCK		1.97	2.16	9.64%

Worst Performers		Open (NGN)	Close (NGN)	% Decline
UNIVINSURE		0.22	0.20	-9.09%
LINKASSURE		0.70	0.65	-7.14%
SOVRENINS		0.29	0.27	-6.90%
AFRIPRUD		6.90	6.45	-6.52%
REGALINS		0.48	0.45	-6.25%

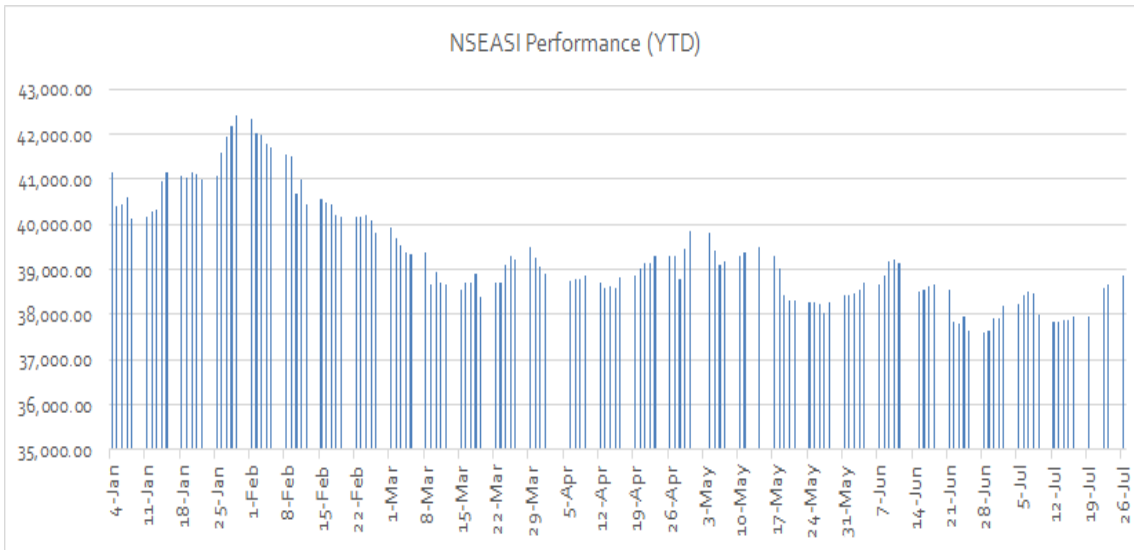
Top Trades By Volume		Sector	Volume (Units)	% Mkt. Volume
FIDELITYBK		Banking	30,544,464	12.39%
ACCESS		Banking	14,714,058	5.97%
UBA		Banking	13,843,872	5.62%
GTCO		Banking	12,760,702	5.18%
WEMABANK		Banking	11,265,344	4.57%

Top Trades By Value		Sector	Value (NGN)	% Mkt. Value
GTCO		Banking	378,319,014.35	16.87%
ZENITHBANK		Banking	199,792,443.70	8.91%
ACCESS		Banking	136,722,264.30	6.10%
AIRTELAFRI		Telecommunications	123,210,712.40	5.49%
UBA		Banking	108,646,189.95	4.84%

NSE ASI Return Profile

Day change		0.47%
WKTD		0.47%
MTD		2.48%
QTD		2.48%
YTD		-3.53%
52 Weeks High		42,412.66
52 Weeks Low		22,470.79

NSEASI Performance (YTD)



TOP GAINERS AND LOSERS

Top 10 Gainers				Top 10 Losers			
Symbol	Close Price	Chart	% Change	Symbol	Close Price	Chart	% Change
OANDO	4.36		9.82%	UNIVINSURE	0.20		-9.09%
FTNCOCOA	0.45		9.76%	LINKASSURE	0.65		-7.14%
ARDOVA	17.45		9.75%	SOVRENINS	0.27		-6.90%
BOCGAS	8.45		9.74%	AFRIPRUD	6.45		-6.52%
LIVESTOCK	2.16		9.64%	REGALINS	0.45		-6.25%
STANBICETF30	70.00		9.38%	HONYFLOUR	1.65		-5.17%
UACN	11.40		8.57%	IKEJAHOTEL	1.19		-4.80%
JBERGER	21.90		7.88%	UCAP	7.04		-4.22%
WAPCO	22.90		5.29%	VERITASKAP	0.23		-4.17%
REDSTAREX	3.34		4.38%	CHIPLC	0.60		-3.23%

TOP TRADES BY VOLUME AND VALUE

Top 10 Trades By Volume				Top 10 Trades By Value			
Symbol	Trade Vol.	Chart	% of Mkt Vol.	Symbol	Trade Value	Chart	% of Mkt Value
FIDELITYBK	30,544,464		12.39%	GTCO	378,319,014		16.87%
ACCESS	14,714,058		5.97%	ZENITHBANK	199,792,444		8.91%
UBA	13,843,872		5.62%	ACCESS	136,722,264		6.10%
GTCO	12,760,702		5.18%	AIRTELAFRI	123,210,712		5.49%
WEMABANK	11,265,344		4.57%	UBA	108,646,190		4.84%
UNIVINSURE	10,895,569		4.42%	DANGCEM	104,374,390		4.65%
COURTVILLE	9,682,840		3.93%	SEPLAT	96,392,181		4.30%
STERLNBANK	9,375,550		3.80%	UACN	82,929,203		3.70%
FCMB	8,176,163		3.32%	FLOURMILL	77,524,223		3.46%
ZENITHBANK	8,063,059		3.27%	NESTLE	74,796,306		3.33%

MACRO ECONOMIC SNAPSHOT

Key Indicators	Today	Previous Day	1-Day Change	YTD % Change
Exchange Rate - I & E (NGN/USD)	411.50	411.50	→ 0.00%	↑ 4.36%
Exchange Rate - Parallel (NGN/USD)	503.00	504.00	↑ 0.20%	↑ 7.02%
Montetary Policy Rate (MPR)	11.50%	11.50%	→ 0.00%	→ 0.00%
Crude Oil Price (USD/barrel) ¹	73.95	73.44	↑ 0.69%	↑ 44.74%
Foreign Reserves (Billion USD) ²	33.22	33.17	↑ 0.15%	↓ -8.21%
Inflation Rate ³	17.75%	17.93%	↓ -1.00%	↑ 10.32%

**Note : Crude oil (Brent) and Foreign Exchange price represents spot price as at the time this report was prepared

Foreign reserves figures have two-day lag

Inflation figure as at June 2021

DIVIDEND INFORMATION

LASACO announced final dividend of No.10 per share with a qualification date of 5th August 2021 while payment date set for 30th August, subject to withholding tax and approval.

Contact Information

Investment Research

obaanu@atlassportfolios.com |
tokunade@atlassportfolios.com
info@atlassportfolios.com

Corporate website: <https://atlassportfolios.com/>