


SUMMARY OF ACTIVITIES ON THE NIGERIAN STOCK EXCHANGE



Report Date 




Friday, July 23, 2021

The bulls reign supreme as the NGX closed the last trading session of the week positive after NGX-ASI appreciated by 0.21%

Key Market Indicators		Today	Previous Day	% Change
The All-Share Index appreciated by 0.21%	Index	38,667.90	38,585.52 	0.21%
Total market cap. appreciated by 0.21%	Market Cap. (N'tm)	20.15	20.10 	0.21%
Total volume traded increased by 13.26%	Trade Volume (mn)	230.25	203.11 	13.36%
Total value traded increased by 34.04%	Trade Value (N' mn)	2,311.30	1,724.36 	34.04%

Best Performers		Open (NGN)	Close (NGN)	% Gain
UNIVINSURE		0.20	0.22	10.00%
OANDO		3.61	3.97	9.97%
TOTAL		184.80	203.20	9.96%
CUTIX		4.38	4.81	9.82%
GUINNESS		29.00	31.65	9.14%

Worst Performers		Open (NGN)	Close (NGN)	% Decline
UPL		1.55	1.41	-9.03%
CHAMPION		2.25	2.05	-8.89%
STANBICETF30		70.00	64.00	-8.57%
REDSTAREX		3.30	3.20	-3.03%
INTBREW		5.35	5.20	-2.80%

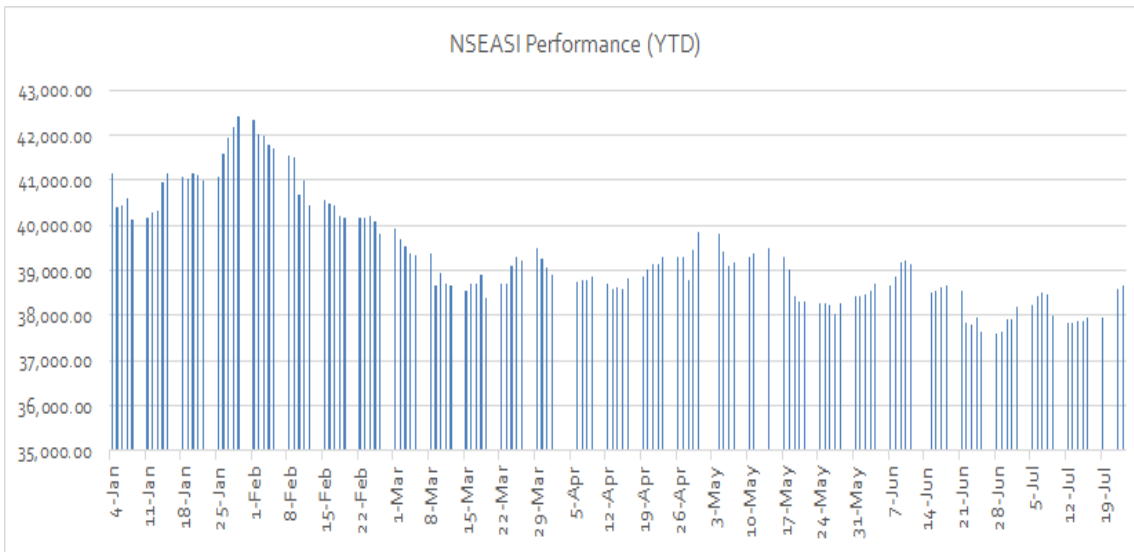
Top Trades By Volume		Sector	Volume (Units)	% Mkt. Volume
FIDELITYBK		Banking	24,764,277	10.76%
ZENITHBANK		Banking	24,294,696	10.55%
UCAP		OFI	14,501,700	6.30%
UBA		Banking	10,991,498	4.77%
SOVRENINS		Insurance	10,390,797	4.51%

Top Trades By Value		Sector	Value (NGN)	% Mkt. Value
ZENITHBANK		Banking	604,077,537.20	26.12%
GTCO		Banking	248,371,175.00	10.74%
NESTLE		Consumer Goods	149,562,309.40	6.47%
DANGCEM		Industrial Goods	107,062,074.90	4.63%
UCAP		OFI	102,607,113.05	4.44%

NSE ASI Return Profile

Day change		0.21%
WKTD		1.90%
MTD		2.01%
QTD		2.01%
YTD		-3.98%
52 Weeks High		42,412.66
52 Weeks Low		22,470.79

NSEASI Performance (YTD)



TOP GAINERS AND LOSERS

Top 10 Gainers				Top 10 Losers			
Symbol	Close Price	Chart	% Change	Symbol	Close Price	Chart	% Change
UNIVINSURE	0.22		10.00%	UPL	1.41		-9.03%
OANDO	3.97		9.97%	CHAMPION	2.05		-8.89%
TOTAL	203.20		9.96%	STANBICETF30	64.00		-8.57%
CUTIX	4.81		9.82%	REDSTAREX	3.20		-3.03%
GUINNESS	31.65		9.14%	INTBREW	5.20		-2.80%
UNILEVER	14.30		8.75%	NAHCO	2.20		-2.65%
FTNCOCOA	0.41		7.89%	PRESTIGE	0.47		-2.08%
UCAP	7.35		7.30%	REGALINS	0.48		-2.04%
NEWGOLD	8990.00		7.02%	JAPAULGOLD	0.52		-1.89%
UNITYBNK	0.61		7.02%	WAPIC	0.55		-1.79%

TOP TRADES BY VOLUME AND VALUE

Top 10 Trades By Volume				Top 10 Trades By Value			
Symbol	Trade Vol.	Chart	% of Mkt Vol.	Symbol	Trade Value	Chart	% of Mkt Value
FIDELITYBK	24,764,277		10.76%	ZENITHBANK	604,077,537		26.12%
ZENITHBANK	24,294,696		10.55%	GTCO	248,371,175		10.74%
UCAP	14,501,700		6.30%	NESTLE	149,562,309		6.47%
UBA	10,991,498		4.77%	DANGCEM	107,062,075		4.63%
SOVRENINS	10,390,797		4.51%	UCAP	102,607,113		4.44%
MANSARD	9,266,738		4.02%	FLOURMILL	93,779,574		4.06%
GTCO	8,404,619		3.65%	SEPLAT	85,713,917		3.71%
WEMABANK	7,524,870		3.27%	UBA	85,293,731		3.69%
ACCESS	6,616,248		2.87%	MTNN	80,402,499		3.48%
UNIVINSURE	6,538,931		2.84%	TOTAL	79,452,302		3.44%

MACRO ECONOMIC SNAPSHOT

Key Indicators	Today	Previous Day	1-Day Change	YTD % Change
Exchange Rate -I & E (NGN/USD)	411.21	411.63	↑ 0.10%	↑ 4.29%
Exchange Rate -Parallel (NGN/USD)	504.00	503.00	↓ -0.20%	↑ 7.23%
Montetary Policy Rate (MPR)	11.50%	11.50%	→ 0.00%	→ 0.00%
Crude Oil Price (USD/barrel) ¹	73.49	73.79	↓ -0.41%	↑ 43.84%
Foreign Reserves (Billion USD) ²	33.17	33.11	↑ 0.18%	↓ -8.34%
Inflation Rate ³	17.75%	17.93%	↓ -1.00%	↑ 10.32%

**Note : Crude oil (Brent) and Foreign Exchange price represents spot price as at the time this report was prepared

Foreign reserves figures have two-day lag

Inflation figure as at June 2021

DIVIDEND INFORMATION

TOTAL NIG announced interim dividend of N4 for 50k per share with a qualification date of 13th August 2021 while payment date set for 13th September, subject to the approval.

Contact Information

Investment Research

obaanu@atlassportfolios.com |
tokunade@atlassportfolios.com
info@atlassportfolios.com

Corporate website: <https://atlassportfolios.com/>