






## SUMMARY OF ACTIVITIES ON THE NIGERIAN STOCK EXCHANGE






Report Date 






Monday, July 19, 2021






The NGX today recorded marginal growth as NGX-ASI inches higher by 0.01% and benchmark index closed by 37,952.65 points

Key Market Indicators		Today	Previous Day	% Change
The All-Share Index appreciated by 0.01%	Index	37,952.65	37,947.18 	0.01%
Total market cap. appreciated by 0.01%	Market Cap. (N'tm)	19.77	19.77 	0.01%
Total volume traded increased by 73.50%	Trade Volume (mn)	462.80	266.74 	73.50%
Total value traded decreased by 60.59%	Trade Value (N' mn)	1,199.57	3,043.88 	-60.59%

Best Performers		Open (NGN)	Close (NGN)	% Gain
GREENWETF		90.00	100.00	11.11%
ETERNA		6.50	7.15	10.00%
UPL		1.41	1.55	9.93%
CUTIX		3.63	3.99	9.92%
REGALINS		0.45	0.49	8.89%

Worst Performers		Open (NGN)	Close (NGN)	% Decline
FTNCOCOA		0.41	0.38	-7.32%
SOVRENINS		0.33	0.31	-6.06%
ETI		5.30	5.10	-3.77%
STERLNBANK		1.56	1.51	-3.21%
UBN		5.60	5.45	-2.68%

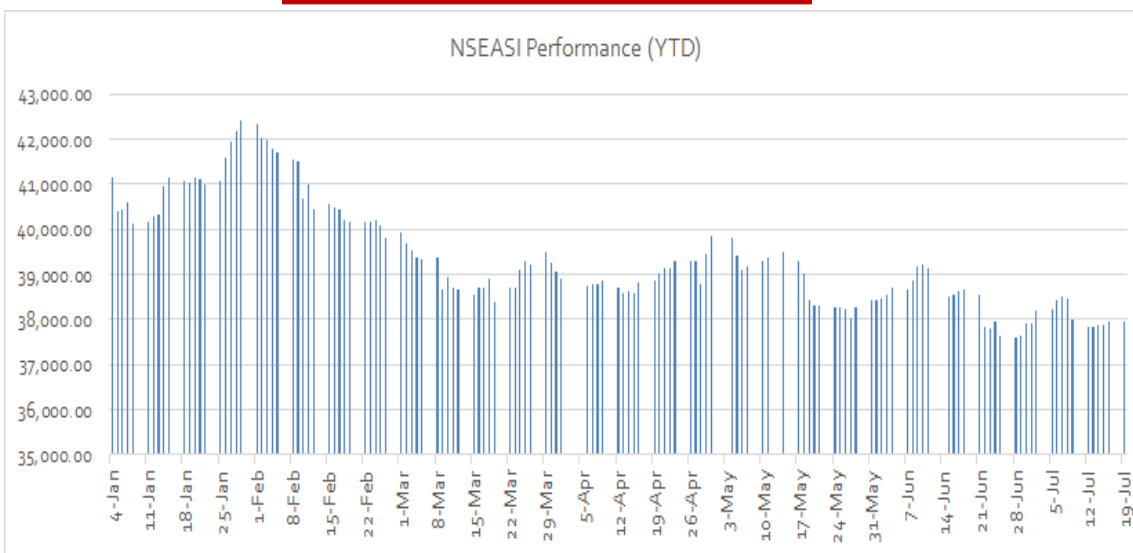
Top Trades By Volume		Sector	Volume (Units)	% Mkt. Volume
JAIZBANK		Banking	217,122,307	46.92%
STERLNBANK		Banking	78,184,399	16.90%
WEMABANK		Banking	19,153,474	4.14%
SOVRENINS		Insurance	14,957,440	3.23%
UNIVINSURE		Insurance	12,802,856	2.77%

Top Trades By Value		Sector	Value (NGN)	% Mkt. Value
NB		Consumer Goods	138,742,033.65	11.62%
STERLNBANK		Banking	119,553,043.92	10.01%
JAIZBANK		Banking	116,621,289.30	9.77%
UACN		Consumer Goods	110,465,171.40	9.25%
ZENITHBANK		Banking	88,948,614.55	7.45%

### NSE ASI Return Profile

Day change		0.01%
WKTD		0.01%
MTD		0.12%
QTD		0.12%
YTD		-5.76%
52 Weeks High		42,412.66
52 Weeks Low		22,470.79

## NSEASI Performance (YTD )



## TOP GAINERS AND LOSERS

Top 10 Gainers				Top 10 Losers			
Symbol	Close Price	Chart	% Change	Symbol	Close Price	Chart	% Change
GREENWETF	100.00		11.11%	FTNCOCOA	0.38		-7.32%
ETERNA	7.15		10.00%	SOVRENINS	0.31		-6.06%
UPL	1.55		9.93%	ETI	5.10		-3.77%
CUTIX	3.99		9.92%	STERLNBANK	1.51		-3.21%
REGALINS	0.49		8.89%	UBN	5.45		-2.68%
LEARNAFRCA	1.49		8.76%	LASACO	1.60		-2.44%
WEMABANK	0.87		8.75%	UPDC	1.27		-2.31%
CHAMPION	2.25		7.14%	REDSTAREX	3.30		-1.79%
CHIPLC	0.63		6.78%	FBNH	7.25		-0.68%
HONYFLOUR	1.74		6.75%	NAHCO	2.26		-0.44%

## TOP TRADES BY VOLUME AND VALUE

Top 10 Trades By Volume				Top 10 Trades By Value			
Symbol	Trade Vol.	Chart	% of Mkt Vol.	Symbol	Trade Value	Chart	% of Mkt Value
JAIZBANK	217,122,307		46.92%	NB	138,742,034		11.62%
STERLNBANK	78,184,399		16.90%	STERLNBANK	119,553,044		10.01%
WEMABANK	19,151,474		4.14%	JAIZBANK	116,621,289		9.77%
SOVRENINS	14,957,440		3.23%	UACN	110,465,171		9.25%
UNIVINSURE	12,802,856		2.77%	ZENITHBANK	88,948,615		7.45%
UACN	11,133,486		2.41%	GTCO	71,513,765		5.99%
UNITYBNK	7,961,928		1.72%	ACCESS	67,588,845		5.66%
ACCESS	7,355,785		1.59%	UBA	54,348,385		4.55%
FIDELITYBK	7,029,939		1.52%	VITAFOAM	44,697,934		3.74%
UBA	7,026,623		1.52%	MTNN	44,682,695		3.74%

## MACRO ECONOMIC SNAPSHOT

Key Indicators	Today	Previous Day	1-Day Change	YTD % Change
Exchange Rate -I & E (NGN/USD)	411.10	410.38	↓ -0.18%	↑ 4.26%
Exchange Rate -Parallel (NGN/USD)	505.00	506.00	↑ 0.20%	↑ 7.45%
Montetary Policy Rate (MPR)	11.50%	11.50%	→ 0.00%	→ 0.00%
Crude Oil Price (USD/barrel) <sup>1</sup>	70.06	73.59	↓ -4.80%	↑ 37.13%
Foreign Reserves (Billion USD) <sup>2</sup>	33.10	33.10	→ 0.00%	↓ -8.54%
Inflation Rate <sup>3</sup>	17.75%	17.93%	↓ -1.00%	↑ 10.32%

\*\*Note : Crude oil (Brent) and Foreign Exchange price represents spot price as at the time this report was prepared

Foreign reserves figures have two-day lag

Inflation figure as at June 2021

### Contact Information

#### Investment Research

[obaanu@atlassportfolios.com](mailto:obaanu@atlassportfolios.com) |  
[tokunade@atlassportfolios.com](mailto:tokunade@atlassportfolios.com)  
[info@atlassportfolios.com](mailto:info@atlassportfolios.com)

Corporate website: <https://atlassportfolios.com/>