






SUMMARY OF ACTIVITIES ON THE NIGERIAN STOCK EXCHANGE





Report Date 





Friday, July 16, 2021





The Lagos bourse closed the week on a high as the NGX-ASI appreciated by 0.21% with benchmark index closing at 37,947.18 points

Key Market Indicators		Today	Previous Day	% Change
The All-Share Index appreciated by 0.21%	Index	37,947.18	37,866.90	↑ 0.21%
Total market cap. appreciated by 0.25%	Market Cap. (N'tm)	19.77	19.72	↑ 0.25%
Total volume traded increased by 66.72%	Trade Volume (mn)	266.74	159.99	↑ 66.72%
Total value traded increased by 228.06%	Trade Value (N' mn)	3,043.88	927.85	↑ 228.06%

Best Performers		Open (NGN)	Close (NGN)	% Gain
CAP		19.00	20.80	9.47%
VETBANK		3.60	3.88	7.78%
UCAP		6.30	6.50	3.17%
OANDO		3.20	3.29	2.81%
ACCESS		9.00	9.20	2.22%

Worst Performers		Open (NGN)	Close (NGN)	% Decline
CHIPLC		0.65	0.59	-9.23%
FTNCOCOA		0.45	0.41	-8.89%
UNITYBNK		0.59	0.54	-8.47%
ABCTRANS		0.36	0.33	-8.33%
REGALINS		0.49	0.45	-8.16%

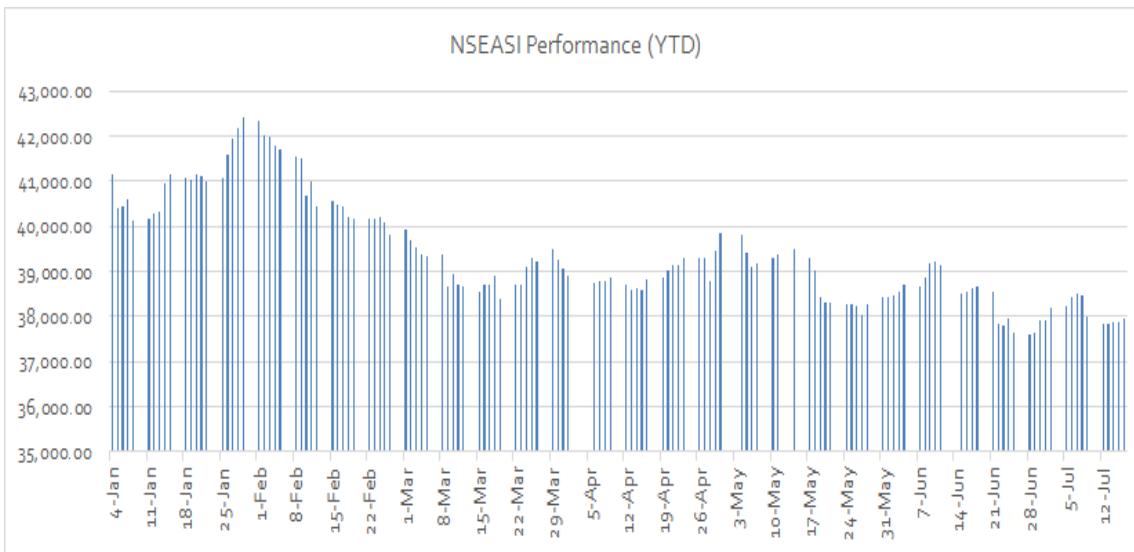
Top Trades By Volume		Sector	Volume (Units)	% Mkt. Volume
GTCO		Banking	75,637,691	28.36%
JAIZBANK		Banking	21,465,587	8.05%
SOVRENINS		Insurance	16,718,355	6.27%
UNIVINSURE		Insurance	13,031,958	4.89%
UCAP		OFI	12,625,959	4.73%

Top Trades By Value		Sector	Value (NGN)	% Mkt. Value
GTCO		Banking	2,240,381,810.20	73.68%
ZENITHBANK		Banking	162,289,087.50	5.34%
UCAP		OFI	81,335,573.95	2.67%
UACN		Consumer Goods	62,495,842.25	2.06%
ACCESS		Banking	51,556,828.05	1.70%

NSE ASI Return Profile

Day change		0.21%
WKTD		-0.12%
MTD		0.11%
QTD		0.11%
YTD		-5.77%
52 Weeks High		42,412.66
52 Weeks Low		22,470.79

NSEASI Performance (YTD)



TOP GAINERS AND LOSERS

Top 10 Gainers				Top 10 Losers			
Symbol	Close Price	Chart	% Change	Symbol	Close Price	Chart	% Change
CAP	20.80		9.47%	CHIPLC	0.59		-9.23%
VETBANK	3.88		7.78%	FTNCOCOA	0.41		-8.89%
UCAP	6.50		3.17%	UNITYBNK	0.54		-8.47%
OANDO	3.29		2.81%	ABCTRANS	0.33		-8.33%
ACCESS	9.20		2.22%	REGALINS	0.45		-8.16%
JAPAULGOLD	0.51		2.00%	VERITASKAP	0.25		-7.41%
UBA	7.75		1.97%	JAIZBANK	0.56		-5.08%
ETI	5.30		1.92%	MBENEFIT	0.38		-5.00%
FBNH	7.30		1.39%	TRANSCORP	0.92		-3.16%
STERLNBANK	1.56		0.65%	NEIMETH	1.75		-2.78%

TOP TRADES BY VOLUME AND VALUE

Top 10 Trades By Volume				Top 10 Trades By Value			
Symbol	Trade Vol.	Chart	% of Mkt Vol.	Symbol	Trade Value	Chart	% of Mkt Value
GTCO	75,637,691		28.36%	GTCO	2,240,381,810		73.68%
JAIZBANK	21,465,587		8.05%	ZENITHBANK	162,289,088		5.34%
SOVRENINS	16,718,355		6.27%	UCAP	81,335,574		2.67%
UNIVINSURE	13,031,958		4.89%	UACN	62,495,842		2.06%
UCAP	12,625,959		4.73%	ACCESS	51,556,828		1.70%
UNITYBNK	10,102,257		3.79%	DANGCEM	48,214,994		1.59%
CHAMS	9,046,438		3.39%	UBA	46,644,720		1.53%
FIDELITYBK	8,759,449		3.28%	MTNN	46,214,087		1.52%
VERITASKAP	8,351,200		3.13%	FBNH	29,683,231		0.98%
STERLNBANK	7,737,758		2.90%	FIDELITYBK	20,976,985		0.69%

MACRO ECONOMIC SNAPSHOT

Key Indicators	Today	Previous Day	1-Day Change	YTD % Change
Exchange Rate - I & E (NGN/USD)	411.20	411.20	→ 0.00%	↑ 4.29%
Exchange Rate -Parallel (NGN/USD)	506.00	505.00	↓ -0.20%	↑ 7.66%
Montetary Policy Rate (MPR)	11.50%	11.50%	→ 0.00%	→ 0.00%
Crude Oil Price (USD/barrel) ₁	73.25	73.47	↓ -0.30%	↑ 43.37%
Foreign Reserves (Billion USD) ₂	33.10	33.09	↑ 0.03%	↓ -8.54%
Inflation Rate ₃	17.75%	17.93%	↓ -1.00%	↑ 10.32%

**Note : Crude oil (Brent) and Foreign Exchange price represents spot price as at the time this report was prepared

Foreign reserves figures have two-day lag

Inflation figure as at June 2021

Contact Information

Investment Research

obaanu@atlassportfolios.com |
tokunade@atlassportfolios.com
info@atlassportfolios.com

Corporate website: <https://atlassportfolios.com/>