






SUMMARY OF ACTIVITIES ON THE NIGERIAN STOCK EXCHANGE






Report Date 






Wednesday, July 14, 2021






The Nigerian equities market rebounds to record a 0.04% growth in NGX-ASI as the benchmark index closed with 37,872.55 points

Key Market Indicators		Today	Previous Day	% Change
The All-Share Index appreciated by 0.04%	Index	37,872.55	37,857.24 	0.04%
Total market cap. appreciated by 0.05%	Market Cap. (N'm)	19.73	19.72 	0.05%
Total volume traded decreased marginally by 0.02%	Trade Volume (mn)	197.23	197.27 	-0.02%
Total value traded increased by 11.40%	Trade Value (N' mn)	2,139.80	1,920.85 	11.40%

Best Performers		Open (NGN)	Close (NGN)	% Gain
CAPHOTEL		2.40	2.64	10.00%
NCR		2.73	3.00	9.89%
UNITYBNK		0.59	0.63	6.78%
TOTAL		158.40	168.00	6.06%
FTNCOCOA		0.39	0.41	5.13%

Worst Performers		Open (NGN)	Close (NGN)	% Decline
VETBANK		3.84	3.60	-6.25%
LINKASSURE		0.74	0.70	-5.41%
CORNERST		0.56	0.53	-5.36%
OANDO		3.14	3.01	-4.14%
CHIPLC		0.70	0.68	-2.86%

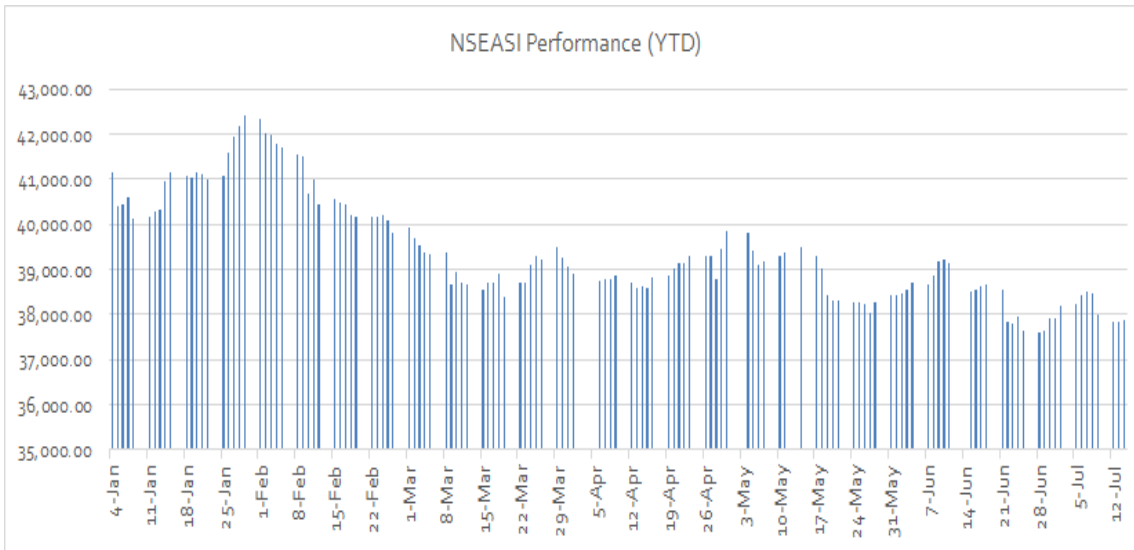
Top Trades By Volume		Sector	Volume (Units)	% Mkt. Volume
UBA		Banking	35,921,531	18.22%
ACCESS		Banking	28,645,770	14.53%
ZENITHBANK		Banking	17,648,167	8.95%
UPDC		Real Estate	13,768,285	6.99%
GTCO		Banking	10,373,660	5.26%

Top Trades By Value		Sector	Value (NGN)	% Mkt. Value
ZENITHBANK		Banking	424,695,422.00	19.85%
MTNN		Telecommunications	332,873,684.00	15.56%
GTCO		Banking	304,516,134.50	14.24%
UBA		Banking	269,553,291.35	12.60%
ACCESS		Banking	259,576,779.90	12.14%

NSE ASI Return Profile

Day change		0.04%
WKTD		-0.32%
MTD		-0.09%
QTD		-0.09%
YTD		-5.96%
52 Weeks High		42,412.66
52 Weeks Low		22,470.79

NSEASI Performance (YTD)















TOP GAINERS AND LOSERS

Top 10 Gainers				Top 10 Losers			
Symbol	Close Price	Chart	% Change	Symbol	Close Price	Chart	% Change
CAPHOTEL	2.64		10.00%	VETBANK	3.60		-6.25%
NCR	3.00		9.89%	LINKASSURE	0.70		-5.41%
UNITYBNK	0.63		6.78%	CORNERST	0.53		-5.36%
TOTAL	168.00		6.06%	OANDO	3.01		-4.14%
FTNCOCOA	0.41		5.13%	CHIPLC	0.68		-2.86%
VERITASKAP	0.26		4.00%	ACCESS	9.00		-2.17%
UPDC	1.43		3.62%	TRANSCORP	0.92		-2.13%
MERVALUE	18.02		3.56%	STERLNBANK	1.56		-1.89%
JAIZBANK	0.59		3.51%	AFRIPRUD	6.25		-1.57%
SOVRENINS	0.30		3.45%	WEMABANK	0.80		-1.23%

TOP TRADES BY VOLUME AND VALUE

Top 10 Trades By Volume				Top 10 Trades By Value			
Symbol	Trade Vol.	Chart	% of Mkt Vol.	Symbol	Trade Value	Chart	% of Mkt Value
UBA	35,921,531		18.22%	ZENITHBANK	424,695,422		19.85%
ACCESS	28,645,770		14.53%	MTNN	332,873,684		15.56%
ZENITHBANK	17,648,167		8.95%	GTCCO	304,516,135		14.24%
UPDC	13,768,285		6.99%	UBA	269,553,291		12.60%
GTCCO	10,373,660		5.26%	ACCESS	259,576,780		12.14%
WEMABANK	8,846,423		4.49%	SEPLAT	81,933,218		3.83%
FCMB	8,648,133		4.39%	DANGCEM	70,600,676		3.30%
CHAMS	7,151,960		3.63%	TOTAL	42,603,241		1.99%
SOVRENINS	5,502,666		2.79%	FLOURMILL	34,055,775		1.59%
TRANSCORP	5,467,581		2.77%	STANBIC	25,605,587		1.20%

MACRO ECONOMIC SNAPSHOT

Key Indicators	Today	Previous Day	1-Day Change	YTD % Change
Exchange Rate -I & E (NGN/USD)	411.21	411.75 	0.13%	 4.29%
Exchange Rate -Parallel (NGN/USD)	505.00	505.00 	0.00%	 7.45%
Montetary Policy Rate (MPR)	11.50%	11.50% 	0.00%	 0.00%
Crude Oil Price (USD/barrel) ¹	76.28	76.49 	-0.27%	 49.31%
Foreign Reserves (Billion USD) ²	33.08	33.09 	-0.03%	 -8.59%
Inflation Rate ³	17.93%	18.12% 	-1.05%	 10.32%

**Note : Crude oil (Brent) and Foreign Exchange price represents spot price as at the time this report was prepared

Foreign reserves figures have two-day lag

Inflation figure as at May 2021

Contact Information

Investment Research

obaanu@atlassportfolios.com |
tokunade@atlassportfolios.com
info@atlassportfolios.com

Corporate website: <https://atlassportfolios.com/>