






SUMMARY OF ACTIVITIES ON THE NIGERIAN STOCK EXCHANGE






Report Date ➔






Wednesday, June 2, 2021






The Nigerian Bourse ASI advanced by 0.18 percent as the market turns bullish with the benchmark index closing at 38,482.52 points.

Key Market Indicators		Today	Previous Day	% Change
The All-Share Index advanced by 0.18%	Index	38,482.52	38,414.37 ↑	0.18%
Total market cap. appreciated by 0.15%	Market Cap. (N'trn)	20.05	20.02 ↑	0.15%
Total volume traded decreased by 42.91%	Trade Volume (mn)	156.90	274.85 ↓	-42.91%
Total value traded decreased by 49.51%	Trade Value (N' mn)	1,329.01	2,632.18 ↓	-49.51%

Best Performers		Open (NGN)	Close (NGN)	% Gain
UPL		1.28	1.40	9.38%
REGALINS		0.49	0.53	8.16%
VERITASKAP		0.20	0.21	5.00%
CHIPLC		0.72	0.75	4.17%
ROYALEX [MRF]		0.77	0.80	3.90%

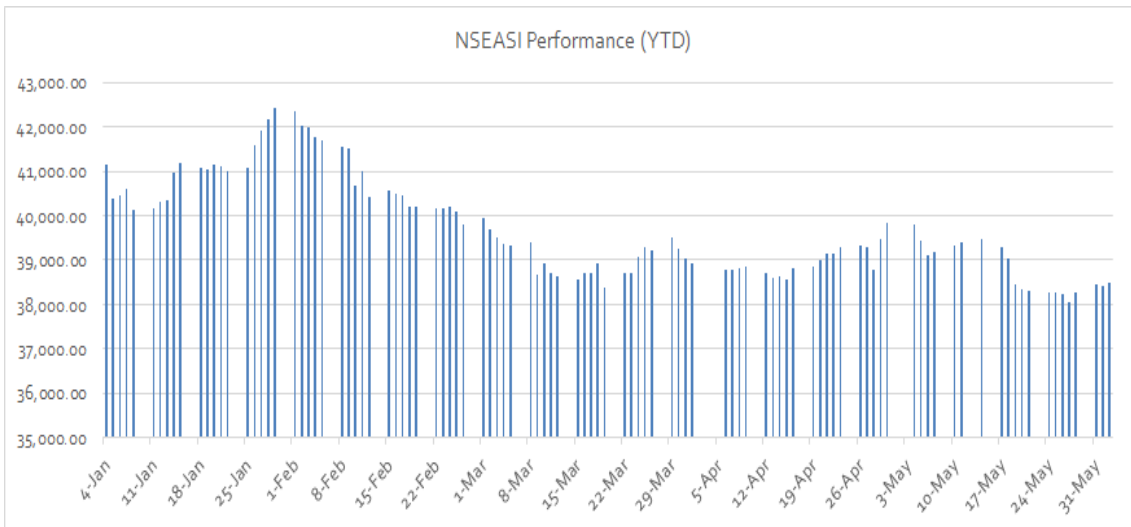
Worst Performers		Open (NGN)	Close (NGN)	% Decline
CWG [BLS]		2.07	1.87	-9.66%
IKEJAHOTEL		1.10	1.00	-9.09%
NASCON		14.80	13.50	-8.78%
JOHNHOLT		0.58	0.53	-8.62%
LINKASSURE		0.60	0.55	-8.33%

Top Trades By Volume		Sector	Volume (Units)	Mkt. Volume
JAPAUFGOLD [MRF]		Oil & Gas	19,949,389	12.71%
FBNH		Banking	12,224,953	7.79%
TRANSCORP		Conglomerate	11,841,801	7.55%
UACN		Conglomerate	10,806,693	6.89%
FIDELITYBK		Banking	9,836,422	6.27%

Top Trades By Value		Sector	Value (NGN)	% Mkt. Value
SEPLAT		Oil & Gas	319,973,389.20	24.08%
ZENITHBANK		Banking	121,191,025.80	9.12%
UACN		Conglomerate	118,873,845.80	8.94%
DANGCEM		Industrial Goods	116,613,698.30	8.77%
GUARANTY		Banking	100,929,133.95	7.59%

NSE ASI Return Profile		Sectoral Indices	Today's Change	Points	YTD
Day change	↑	0.18% NSE30	↑ 0.15%	1,562.55 ↓	-7.43%
WKTD	↑	0.59%			
MTD	↑	0.12% NSE-BNK	↑ 0.02%	356.04 ↓	-12.62%
QTD	↑	0.12% NSE-INS	↑ 0.76%	209.04 ↓	-3.17%
YTD	↓	-4.44% NSE-OIL&GAS	↓ -0.05%	306.43 ↑	35.34%
52 Weeks High		42,412.66 NSE-CG	↓ -0.16%	559.46 ↓	-3.78%
52 Weeks Low		22,470.79			

NSEASI Performance (YTD)



TOP GAINERS AND LOSERS

Top 10 Gainers				Top 10 Losers			
Symbol	Close Price	Chart	% Change	Symbol	Close Price	Chart	% Change
UPL	1.40		9.38%	CWG [BLS]	1.87		-9.66%
REGALINS	0.53		8.16%	IKEJAHOTEL	1.00		-9.09%
VERITASKAP	0.21		5.00%	NASCON	13.50		-8.78%
CHIPLC	0.75		4.17%	JOHNHOLT	0.53		-8.62%
ROYALEX [MRF]	0.80		3.90%	LINKASSURE	0.55		-8.33%
SOVRENINS	0.30		3.45%	LEARNAFRCA	1.00		-7.41%
WAPIC [MRF]	0.60		3.45%	JAPAUFGOLD [M]	0.59		-4.84%
HONYFLOUR	1.16		2.65%	FIDSON	5.10		-3.41%
NEM	2.12		2.42%	ETI	5.00		-2.91%
WEMABANK	0.59		1.72%	WAPCO	20.40		-2.86%

TOP TRADES BY VOLUME AND VALUE

Top 10 Trades By Volume				Top 10 Trades By Value			
Symbol	Trade Vol.	Chart	% of Mkt Vol.	Symbol	Trade Value	Chart	% of Mkt Value
JAPAUFGOLD [MI]	19,949,389		12.71%	SEPLAT	319,973,389		24.08%
FBNH	12,224,953		7.79%	ZENITHBANK	121,191,026		9.12%
TRANSCORP	11,841,801		7.55%	UACN	118,873,846		8.94%
UACN	10,806,693		6.89%	DANGCEM	116,613,698		8.77%
FIDELITYBK	9,836,422		6.27%	GUARANTY	100,929,134		7.59%
SOVRENINS	7,864,657		5.01%	FBNH	87,891,228		6.61%
WAPIC [MRF]	5,671,660		3.61%	WAPCO	55,287,064		4.16%
ZENITHBANK	5,276,248		3.36%	OKOMUOIL	43,003,924		3.24%
UCAP	4,962,558		3.16%	STANBIC	36,376,768		2.74%
FCMB	4,393,638		2.80%	UCAP	29,696,194		2.23%

MACRO ECONOMIC SNAPSHOT

Key Indicators	Today	Previous Day	1-Day Change	YTD % Change
Exchange Rate -I & E (NGN/USD)	411.22	412.00	↑ 0.19%	↑ 4.29%
Exchange Rate -Parallel (NGN/USD)	498.00	498.00	→ 0.00%	↑ 5.96%
Montetary Policy Rate (MPR)	11.50%	11.50%	→ 0.00%	→ 0.00%
Crude Oil Price (USD/barrel) ¹	70.72	70.25	↑ 0.67%	↑ 38.42%
Foreign Reserves (Billion USD) ²	34.22	34.24	↓ -0.06%	↓ -2.25%
Inflation Rate ³	18.12%	18.17%	↓ -0.28%	↑ 10.32%

**Note : Crude oil (Brent) and Foreign Exchange price represents spot price as at the time this report was prepared

Foreign reserves figures have two-day lag

Inflation figure as at April 2021

Contact Information

Investment Research

obaanu@atlassportfolios.com |
tokunade@atlassportfolios.com
info@atlassportfolios.com

Corporate website: <https://atlassportfolios.com/>