






SUMMARY OF ACTIVITIES ON THE NIGERIAN STOCK EXCHANGE






Report Date ➔






Friday, June 11, 2021






The NGX ASI retreated by 0.14% as the market closed the week on a bearish note as benchmark index closed at 39,156.28 points.

Key Market Indicators		Today	Previous Day	% Change
The All-Share Index declined by 0.14%	Index	39,156.28	39,210.10	↓ -0.14%
Total market cap. depreciated by 0.15%	Market Cap. (N'trn)	20.40	20.43	↓ -0.15%
Total volume traded increased by 82.55%	Trade Volume (mn)	289.08	158.36	↑ 82.55%
Total value traded increased by 58.52%	Trade Value (N' mn)	3,545.16	2,236.40	↑ 58.52%

Best Performers		Open (NGN)	Close (NGN)	% Gain
CUTIX		2.53	2.78	9.88%
JAIZBANK		0.54	0.59	9.26%
MBENEFIT		0.43	0.46	6.98%
MANSARD		0.84	0.88	4.76%
NNFM		5.90	6.15	4.24%

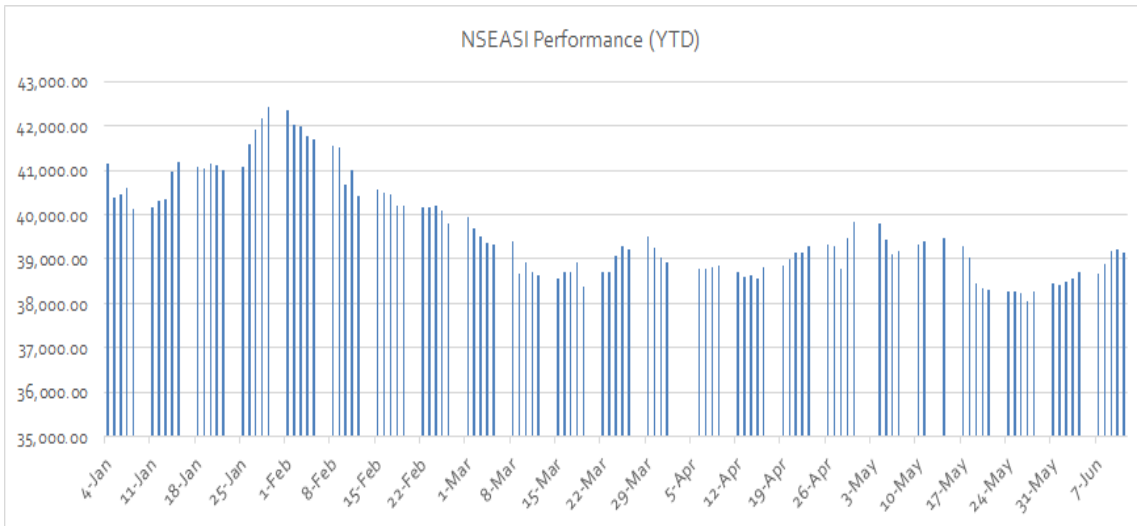
Worst Performers		Open (NGN)	Close (NGN)	% Decline
CHAMPION		2.00	1.80	-10.00%
NEM		2.00	1.80	-10.00%
ROYALEX		0.75	0.68	-9.33%
FTNCOCOA		0.36	0.33	-8.33%
LEARNAFRCA		1.09	1.00	-8.26%

Top Trades By Volume		Sector	Volume (Units)	Mkt. Volume
STERLNBANK		Banking	32,086,082	11.10%
VITAFOAM		Industrial Goods	27,601,731	9.55%
ZENITHBANK		Banking	25,720,484	8.90%
FIDELITYBK		Banking	22,988,776	7.95%
GUARANTY		Banking	14,095,197	4.88%

Top Trades By Value		Sector	Value (NGN)	% Mkt. Value
ZENITHBANK		Banking	594,702,262.60	16.77%
SEPLAT		Oil & Gas	510,435,647.10	14.40%
GUARANTY		Banking	407,844,150.05	11.50%
STANBIC		Banking	345,190,694.90	9.74%
VITAFOAM		Industrial Goods	331,064,155.10	9.34%

NSE ASI Return Profile		Sectoral Indices	Today's Change	Points	YTD
Day change	↓	-0.14% NSE30	↓ -0.15%	1,594.62	↓ -5.53%
WKTD	↑	1.11%			
MTD	↑	1.87% NSE-BNK	↑ 0.05%	358.61	↓ -11.99%
QTD	↑	0.28% NSE-INS	↓ -0.56%	199.42	↑ 0.81%
YTD	↓	-2.77% NSE-OIL&GAS	↑ 0.94%	310.95	↑ 37.34%
52 Weeks High		42,412.66 NSE-CG	↑ 0.29%	566.96	↓ -2.49%
52 Weeks Low		22,470.79			

NSEASI Performance (YTD)



TOP GAINERS AND LOSERS

Top 10 Gainers				Top 10 Losers			
Symbol	Close Price	Chart	% Change	Symbol	Close Price	Chart	% Change
CUTIX	2.78		9.88%	CHAMPION	1.80		-10.00%
JAIZBANK	0.59		9.26%	NEM	1.80		-10.00%
MBENEFIT	0.46		6.98%	ROYALEX	0.68		-9.33%
MANSARD	0.88		4.76%	FTNCOCOA	0.33		-8.33%
NNFM	6.15		4.24%	LEARNAFRCA	1.00		-8.26%
CHIPLC	0.74		4.23%	IKEJAHOTEL	0.93		-7.00%
NPFMCRFBK	1.85		3.93%	LINKASSURE	0.56		-6.67%
AFRIPRUD	6.30		3.28%	MAYBAKER	4.04		-3.81%
NAHCO	2.26		2.73%	SOVRENINS	0.26		-3.70%
STANBIC	41.00		2.37%	LASACO	1.36		-2.86%

TOP TRADES BY VOLUME AND VALUE

Top 10 Trades By Volume				Top 10 Trades By Value			
Symbol	Trade Vol.	Chart	% of Mkt Vol.	Symbol	Trade Value	Chart	% of Mkt Value
STERLNBANK	32,086,082		11.10%	ZENITHBANK	594,702,263		16.77%
VITAFOAM	27,601,731		9.55%	SEPLAT	510,435,647		14.40%
ZENITHBANK	25,720,484		8.90%	GUARANTY	407,844,150		11.50%
FIDELITYBK	22,988,776		7.95%	STANBIC	345,190,695		9.74%
GUARANTY	14,095,197		4.88%	VITAFOAM	331,064,155		9.34%
ROYALEX	13,837,200		4.79%	MTNN	264,608,702		7.46%
WAPCO	12,425,947		4.30%	WAPCO	261,725,499		7.38%
NEM	8,740,807		3.02%	DANGCEM	110,526,722		3.12%
STANBIC	8,384,154		2.90%	UACN	90,310,945		2.55%
UACN	8,272,774		2.86%	FIDELITYBK	51,880,472		1.46%

MACRO ECONOMIC SNAPSHOT

Key Indicators	Today	Previous Day	1-Day Change	YTD % Change
Exchange Rate -I & E (NGN/USD)	410.56	411.83	↑ 0.31%	↑ 4.12%
Exchange Rate -Parallel (NGN/USD)	502.00	502.00	→ 0.00%	↑ 6.81%
Montetary Policy Rate (MPR)	11.50%	11.50%	→ 0.00%	→ 0.00%
Crude Oil Price (USD/barrel) ¹	72.61	72.52	↑ 0.12%	↑ 42.12%
Foreign Reserves (Billion USD) ²	34.04	34.07	↓ -0.09%	↓ -2.25%
Inflation Rate ³	18.12%	18.17%	↓ -0.28%	↑ 10.32%

**Note : Crude oil (Brent) and Foreign Exchange price represents spot price as at the time this report was prepared

Foreign reserves figures have two-day lag

Inflation figure as at April 2021

Contact Information

Investment Research

obaanu@atlassportfolios.com |
tokunade@atlassportfolios.com
info@atlassportfolios.com

Corporate website: <https://atlassportfolios.com/>