






SUMMARY OF ACTIVITIES ON THE NIGERIAN STOCK EXCHANGE






Report Date ➔






Monday, May 31, 2021






The Nigerian Bourse ASI advanced by 0.46 percent as bullish returns to the market with benchmark index closing at 38,437.88 points.

Key Market Indicators		Today	Previous Day	% Change
The All-Share Index gained by 0.47%	Index	38,437.88	38,256.99 ↑	0.47%
Total market cap. appreciated by 0.45%	Market Cap. (N'trn)	20.03	19.94 ↑	0.45%
Total volume traded decreased by 11.72%	Trade Volume (mn)	201.87	228.67 ↓	-11.72%
Total value traded decreased by 42.26%	Trade Value (N' mn)	2,119.75	3,671.18 ↓	-42.26%

Best Performers		Open (NGN)	Close (NGN)	% Gain
MRS		11.50	12.60	9.57%
VITAFAM		10.10	11.00	8.91%
CHAMS		0.20	0.21	5.00%
PZ		5.30	5.50	3.77%
AIICO		1.16	1.20	3.45%

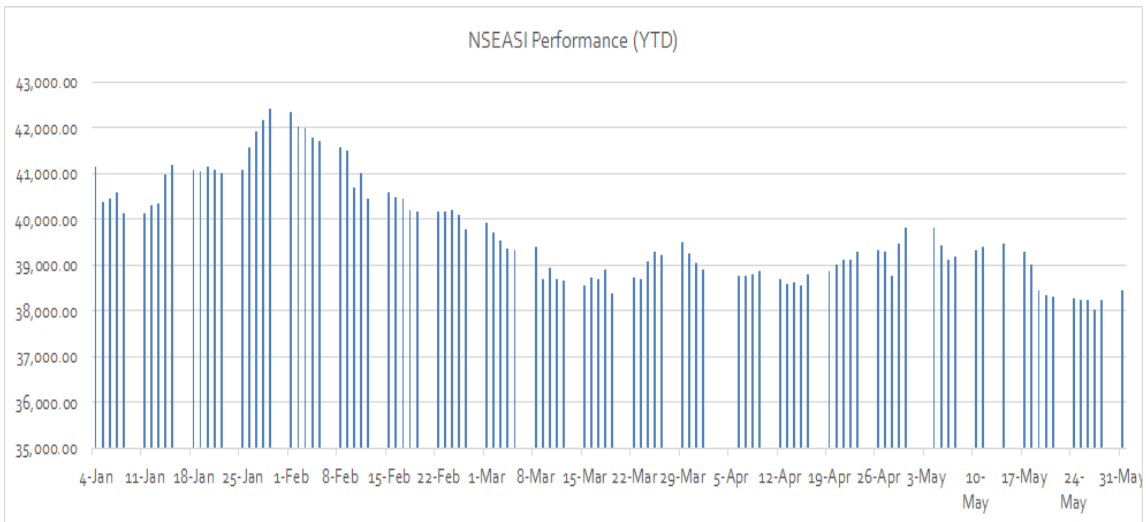
Worst Performers		Open (NGN)	Close (NGN)	% Decline
ROYALEX [MRF]		0.81	0.73	-9.88%
CHIPLC		0.73	0.66	-9.59%
NEIMETH		1.88	1.72	-8.51%
MBENEFIT [MRF]		0.48	0.44	-8.33%
REGALINS		0.49	0.45	-8.16%

Top Trades By Volume		Sector	Volume (Units)	Mkt. Volume
VERITASKAP			29,780,000	14.75%
FIDELITYBK		Banking	24,471,417	12.12%
ZENITHBANK		Banking	20,927,180	10.37%
ACCESS		Banking	15,400,935	7.63%
FBNH		Banking	10,131,990	5.02%

Top Trades By Value		Sector	Value (NGN)	% Mkt. Value
ZENITHBANK		Banking	481,177,730.80	22.70%
SEPLAT		Oil & Gas	298,524,717.60	14.08%
NESTLE		Consumer Goods	200,773,041.60	9.47%
DANGCEM		Industrial Goods	144,654,240.90	6.82%
FLOURMILL		Consumer Goods	128,156,442.30	6.05%

NSE ASI Return Profile		Sectoral Indices	Today's Change	Points	YTD
Day change	↑	0.47% NSE30	↑ 0.61%	1,561.78 ↓	-7.48%
WKTd	↑	0.47%			
MTD	↓	-3.51% NSE-BNK	↑ 0.32%	356.43 ↓	-12.53%
QTD	↓	-1.56% NSE-INS	↓ -0.51%	204.39 ↓	-3.17%
YTD	↓	-4.55% NSE-OIL&GAS	↑ 0.01%	309.23 ↑	36.58%
52 Weeks High		42,412.66 NSE-CG	↓ -0.21%	561.85 ↓	-3.37%
52 Weeks Low		22,470.79			

NSEASI Performance (YTD)



TOP GAINERS AND LOSERS

Top 10 Gainers				Top 10 Losers			
Symbol	Close Price	Chart	% Change	Symbol	Close Price	Chart	% Change
MRS	12.60		9.57%	ROYALEX [MRF]	0.73		-9.88%
VITAFOAM	11.00		8.91%	CHIPLC	0.66		-9.59%
CHAMS	0.21		5.00%	NEIMETH	1.72		-8.51%
PZ	5.50		3.77%	MBENEFIT [MRF]	0.44		-8.33%
AIICO	1.20		3.45%	REGALINS	0.45		-8.16%
CUSTODIAN	6.05		3.42%	SOVRENINS	0.27		-6.90%
BUACEMENT	74.00		2.78%	NPFMCRFBK	1.67		-6.70%
JBERGER	19.00		2.70%	CADBURY	7.80		-4.88%
UAC-PROP [BLS]	0.80		2.56%	STERLNBANK	1.60		-4.19%
MAYBAKER	4.00		2.30%	INTBREW [BLS]	5.50		-3.51%

TOP TRADES BY VOLUME AND VALUE

Top 10 Trades By Volume				Top 10 Trades By Value			
Symbol	Trade Vol.	Chart	% of Mkt Vol.	Symbol	Trade Value	Chart	% of Mkt Value
VERITASKAP	29,780,000		14.75%	ZENITHBANK	481,177,731		22.70%
FIDELITYBK	24,471,417		12.12%	SEPLAT	298,524,718		14.08%
ZENITHBANK	20,927,180		10.37%	NESTLE	200,773,042		9.47%
ACCESS	15,400,935		7.63%	DANGCEM	144,654,241		6.82%
FBNH	10,131,990		5.02%	FLOURMILL	128,156,442		6.05%
SOVRENINS	9,849,034		4.88%	ACCESS	126,369,247		5.96%
MBENEFIT [MRF]	7,281,769		3.61%	GUARANTY	108,317,559		5.11%
UBA	6,961,316		3.45%	FBNH	72,341,775		3.41%
TRANSCORP	6,345,089		3.14%	MTNN	65,709,536		3.10%
CHAMS	5,025,096		2.49%	FIDELITYBK	54,169,304		2.56%

MACRO ECONOMIC SNAPSHOT

Key Indicators	Today	Previous Day	1-Day Change	YTD % Change
Exchange Rate - I & E (NGN/USD)	410.92	412.00	↑ 0.26%	↑ 4.22%
Exchange Rate - Parallel (NGN/USD)	495.00	495.00	→ 0.00%	↑ 5.32%
Montetary Policy Rate (MPR)	11.50%	11.50%	→ 0.00%	→ 0.00%
Crude Oil Price (USD/barrel) ¹	69.65	68.72	↑ 1.35%	↑ 36.33%
Foreign Reserves (Billion USD) ²	34.24	34.26	↓ -0.06%	↓ -2.25%
Inflation Rate ³	18.12%	18.17%	↓ -0.28%	↑ 10.32%

**Note : Crude oil (Brent) and Foreign Exchange price represents spot price as at the time this report was prepared

Foreign reserves figures have two-day lag

Inflation figure as at March 2021

Contact Information

Investment Research

obaanu@atlassportfolios.com |
tokunade@atlassportfolios.com
info@atlassportfolios.com

Corporate website: <https://atlassportfolios.com/>