






SUMMARY OF ACTIVITIES ON THE NIGERIAN STOCK EXCHANGE






Report Date →






Tuesday, May 18, 2021






The Nigerian Bourse ASI declined further by 0.72 percent to close at 39,022.52 points as negative sentiment continue to trial the market

Key Market Indicators		Today	Previous Day	% Change
The All-Share Index declined 0.72%	Index	39,022.52	39,306.47	↓ -0.72%
Total market cap. decreased by 0.73%	Market Cap. (N'trn)	20.33	20.48	↓ -0.73%
Total volume traded decreased by 42.79%	Trade Volume (mn)	204.64	357.69	↓ -42.79%
Total value traded decreased by 48.39%	Trade Value (N' mn)	1,839.71	3,564.65	↓ -48.39%

Best Performers		Open (NGN)	Close (NGN)	% Gain
ABCTRANS		0.40	0.44	10.00%
INITSPCL		0.40	0.44	10.00%
ETERNA		7.25	7.97	9.93%
TRANSCOHOT [BLS]		3.25	3.57	9.85%
WEMABANK		0.55	0.58	5.45%

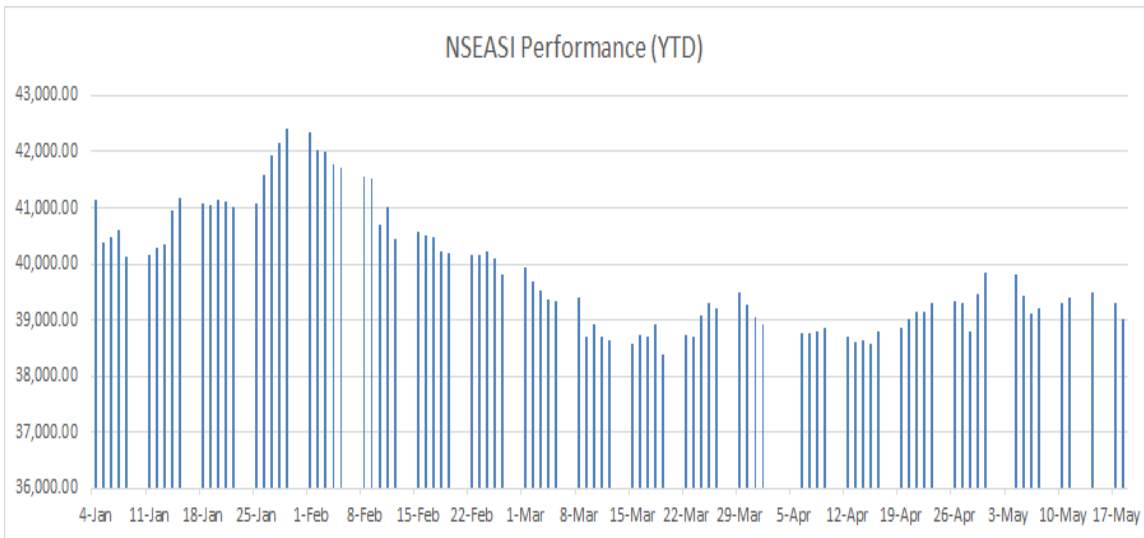
Worst Performers		Open (NGN)	Close (NGN)	% Decline
PORTPAINT [DIP]		2.74	2.47	-9.85%
CHAMPION [BLS]		2.17	1.96	-9.68%
SCOA		2.15	1.95	-9.30%
REGALINS		0.37	0.34	-8.11%
SUNUASSUR		0.54	0.50	-7.41%

Top Trades By Volume		Sector	Volume (Units)	% Mkt. Volume
COURTVILLE		Technology	27,122,413	13.25%
FIDELITYBK		Banking	23,405,804	11.44%
ZENITHBANK		Banking	18,545,383	9.06%
ACCESS		Banking	11,498,736	5.62%
TRANSCORP		Conglomerate	10,905,810	5.33%

Top Trades By Value		Sector	Value (NGN)	% Mkt. Value
ZENITHBANK		Banking	435,531,921.05	23.67%
BUACEMENT		Industrial Goods	223,245,181.25	12.13%
SEPLAT		Oil & Gas	175,796,224.20	9.56%
ACCESS		Banking	94,605,956.90	5.14%
MTNN		Telecommunications	86,781,631.00	4.72%

Return Profile						
NSE ASI Return Profile		Sectoral Indices		Today's Change	Points	YTD
Day change	↓	-0.72%	NSE30	↓	-1.00%	1,555.92 ↓ -7.83%
WKTD	↓	-1.16%				
MTD	↓	-2.04%	NSE-BNK	↑	0.03%	365.39 ↓ -10.33%
QTD	↓	-0.06%	NSE-INS	↓	-1.37%	201.50 ↓ -3.17%
YTD	↓	-3.10%	NSE-OIL&GAS	↑	0.26%	286.83 ↑ 26.69%
52 Weeks High		42,412.66	NSE-CG	↓	-0.05%	562.82 ↓ -3.20%
52 Weeks Low		22,470.79				

NSEASI Performance (YTD)



TOP GAINERS AND LOSERS

Top 10 Gainers				Top 10 Losers			
Symbol	Close Price	Chart	% Change	Symbol	Close Price	Chart	% Change
ABCTTRANS	0.44		10.00%	PORTPAINT [DIP]	2.47		-9.85%
INITSPCL	0.44		10.00%	CHAMPION [BLS]	1.96		-9.68%
ETERNA	7.97		9.93%	SCOA	1.95		-9.30%
TRANSCOHOT [BLI	3.57		9.85%	REGALINS	0.34		-8.11%
WEMABANK	0.58		5.45%	SUNUASSUR	0.50		-7.41%
UBN [BLS]	6.00		5.26%	CORNERST [MRF]	0.51		-7.27%
PZ	5.30		1.92%	LINKASSURE	0.65		-5.80%
WAPIC [MRF]	0.53		1.92%	BUACEMENT	72.60		-5.71%
ETI	5.40		1.89%	JAPAUFGOLD [MR	0.52		-5.45%
CUSTODIAN	6.00		1.69%	LIVESTOCK	1.80		-5.26%

TOP TRADES BY VOLUME AND VALUE

Top 10 Trades By Volume				Top 10 Trades By Value			
Symbol	Trade Vol.	Chart	% of Mkt Vol.	Symbol	Trade Value	Chart	% of Mkt Value
COURTVILLE	27,122,413		13.25%	ZENITHBANK	435,531,921		23.67%
FIDELITYBK	23,405,804		11.44%	BUACEMENT	223,245,181		12.13%
ZENITHBANK	18,545,383		9.06%	SEPLAT	175,796,224		9.56%
ACCESS	11,498,736		5.62%	ACCESS	94,605,957		5.14%
TRANSCORP	10,905,810		5.33%	MTNN	86,781,631		4.72%
UBA	7,404,822		3.62%	WAPCO	74,966,551		4.07%
FCMB	6,657,009		3.25%	UACN	60,363,761		3.28%
JAPAUFGOLD [MRI	6,270,659		3.06%	STANBIC	57,410,748		3.12%
UACN	5,790,027		2.83%	NESTLE	56,265,826		3.06%
UCAP	5,683,059		2.78%	UBA	54,445,539		2.96%

MACRO ECONOMIC SNAPSHOT

Key Indicators	Today	Previous Day	1-Day Change	YTD % Change
Exchange Rate -Official (NGN/USD)	379.00	379.00	⇒	0.00% ⇒
Exchange Rate -I & E (NGN/USD)	410.71	411.50	↑	0.19% ↑
Exchange Rate -Parallel (NGN/USD)	484.00	484.00	⇒	0.00% ↑
Montetary Policy Rate (MPR)	11.50%	11.50%	⇒	0.00% ⇒
Crude Oil Price (USD/barrel)1	69.12	69.46	↓	-0.49% ↓
Foreign Reserves (Billion USD)2	34.43	34.50	↓	-0.20% ↓
Inflation Rate3	18.12%	18.17%	↓	-0.28% ↓

**Note : Crude oil (Brent) and Foreign Exchange price represents spot price as at the time this report was prepared

Foreign reserves figures have two-day lag

Inflation figure as at March 2021

DIVIDEND INFORMATION

PRESTIGE ASSURANCE to pay dividend of NO.025 on the 28th of May 2021 as the company marked down it register for payment of dividend today.

Atlass Portfolio: Daily Market Report

Contact Information

Investment Research

tokunade@atlassportfolios.com
info@atlassportfolios.com

Website: <https://atlassportfolios.com/>