






SUMMARY OF ACTIVITIES ON THE NIGERIAN STOCK EXCHANGE






Report Date ➔






Wednesday, April 28, 2021






The bears held on as the Nigerian bourse ASI dipped marginally by 0.01 percent.

Key Market Indicators		Today	Previous Day	% Change
The All-Share Index declined 0.01%	Index	39,303.09	39,305.48 ↓	-0.01%
Total Volume Traded increased by 2.69%	Trade Volume (mn)	259.34	252.54 ↑	2.69%
Total Value Traded increased by 7.67%	Trade Value (N' mn)	1,909.53	1,773.46 ↑	7.67%

Best Performers		Open (NGN)	Close (NGN)	% Gain
NEWGOLD		8,450.00	9,299.00	10.00%
CHIPLC		0.30	0.33	8.33%
PORTPAINT		2.40	2.60	7.14%
ROYALEX		0.42	0.45	6.90%
ABCTRANS		0.29	0.31	5.17%

Worst Performers		Open (NGN)	Close (NGN)	% Decline
FTNCOCOA		0.40	0.36	-8.95%
NEIMETH		1.90	1.73	-8.77%
INTBREW		5.70	5.20	-7.41%
PZ		5.40	5.00	-7.02%
CORNERST		0.57	0.53	-6.52%

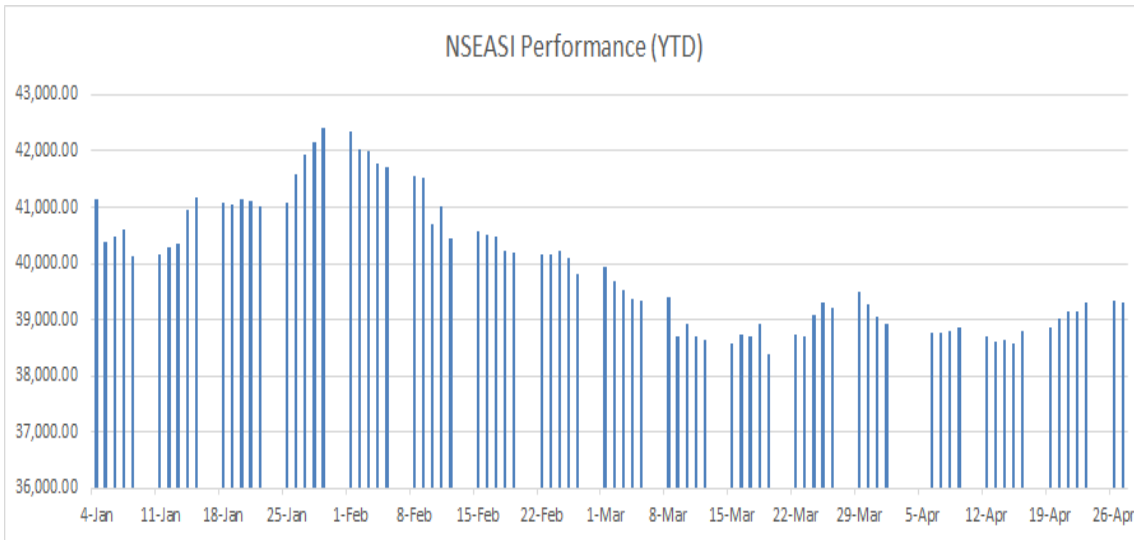
Top Trades By Volume		Sector	Volume (Units)	% Mkt. Volume
FBNH		Banking	69,478,098	26.79%
TRANSCORP		Conglomerate	36,723,531	14.16%
ZENITHBANK		Banking	16,580,249	6.39%
SOVRENINS		Insurance	12,579,800	4.85%
UCAP		OFI	8,886,235	3.43%

Top Trades By Value		Sector	Value (NGN)	% Mkt. Value
FBNH		Banking	514,303,535.25	26.93%
ZENITHBANK		Banking	366,424,776.75	19.19%
NESTLE		Consumer Goods	170,093,550.90	8.91%
SEPLAT		Oil and Gas	128,109,017.00	6.71%
NB		Consumer Goods	103,433,597.60	5.42%

NSE ASI Return Profile

Day change	↓	-0.01%
WKTD	↑	0.00%
MTD	↑	0.66%
QTD	↑	0.66%
YTD	↓	-2.40%
52 Weeks High		42,412.66
52 Weeks Low		22,470.79

NSEASI Performance (YTD)



TOP GAINERS AND LOSERS

Top 10 Gainers				Top 10 Losers			
Symbol	Close Price	Chart	% Change	Symbol	Close Price	Chart	% Change
NEWGOLD	9299.00		10.05%	FTNCOCOA	0.36		-10.00%
CHIPLC	0.33		10.00%	NEIMETH	1.73		-8.95%
PORTPAINT	2.60		8.33%	INTBREW	5.20		-8.77%
ROYALEX	0.45		7.14%	PZ	5.00		-7.41%
ABCTrans	0.31		6.90%	CORNERST	0.53		-7.02%
JAPAUFGOLD	0.61		5.17%	INITSPCL	0.43		-6.52%
UAC-PROP	0.80		3.90%	GUINNESS	27.05		-5.75%
NB	54.00		3.85%	AIICO	1.22		-4.69%
SEPLAT	570.00		3.64%	LINKASSURE	0.86		-4.44%
REGALINS	0.30		3.45%	UACN	10.55		-3.65%

TOP TRADES BY VOLUME AND VALUE

Top 10 Trades By Volume				Top 10 Trades By Value			
Symbol	Trade Vol.	Chart	% of Mkt Vol.	Symbol	Trade Value	Chart	% of Mkt Value
FBNH	69,478,098		26.79%	FBNH	514,303,535		26.93%
TRANSCORP	36,723,531		14.16%	ZENITHBANK	366,424,777		19.19%
ZENITHBANK	16,580,249		6.39%	NESTLE	170,093,551		8.91%
SOVRENINS	12,579,800		4.85%	SEPLAT	128,109,017		6.71%
UCAP	8,886,235		3.43%	NB	103,433,598		5.42%
NEM	8,529,256		3.29%	DANGCEM	76,453,648		4.00%
ACCESS	8,420,444		3.25%	GUARANTY	68,499,350		3.59%
FIDELITYBK	7,483,941		2.89%	ACCESS	62,471,935		3.27%
FCMB	5,690,302		2.19%	UCAP	50,221,731		2.63%
FTNCOCOA	5,535,521		2.13%	UACN	39,275,228		2.06%

MACRO ECONOMIC SNAPSHOT

Key Indicators	Today	Previous Day	1-Day Change	YTD % Change
Exchange Rate -Official (NGN/USD)	379.00	379.00	→	0.00% →
Exchange Rate -I & E (NGN/USD)	410.19	411.67	↓	-0.36% ↑
Exchange Rate -Parallel (NGN/USD)	485.00	485.00	→	0.00% ↑
Montetary Policy Rate (MPR)	11.50%	11.50%	→	0.00% →
Crude Oil Price (USD/barrel)1	67.25	65.87	↑	2.10% ↑
Foreign Reserves (Billion USD)2	35.00	35.09	↓	-0.26% ↓
Inflation Rate3	18.17%	17.33%	↑	4.85% ↑

**Note : Crude oil (Brent) and Foreign Exchange price represents spot price as at the time this report was prepared

Foreign reserves figures have two-day lag

Inflation figure as at March 2021

DIVIDEND INFORMATION

Dangote Cement and Caverton set to pay N16 and N0.10 dividend respectively as both registers were marked down today 28th April 2021

Atlass Portfolio: Daily Market Report

Contact Information

Investment Research

tokunade@atlassportfolios.com
info@atlassportfolios.com

Website: <https://atlassportfolios.com/>