






SUMMARY OF ACTIVITIES ON THE NIGERIAN STOCK EXCHANGE






Report Date →






Friday, April 23, 2021






The Nigerian bourse ASI gained 0.43 percent to end the week on a bullish run as positive sentiments trailed the market all week.

Key Market Indicators		Today	Previous Day	% Change
The All-Share Index gained 0.43%	Index	39,301.82	39,131.80 ↑	0.43%
Total Volume Traded increased by 25.84%	Trade Volume (mn)	287.06	228.11 ↑	25.84%
Total Value Traded increased by 15.29%	Trade Value (N' mn)	3,039.03	2,635.92 ↑	15.29%

Best Performers	Open (NGN)	Close (NGN)	% Gain
TRIPPLEG 	0.65	0.71	8.70%
SOVRENINS 	0.23	0.25	8.70%
STANBIC 	46.00	50.00	8.11%
ACADEMY 	0.37	0.40	8.00%
REGALINS 	0.25	0.27	7.69%

Worst Performers	Open (NGN)	Close (NGN)	% Decline
UNIONDICON 	10.95	9.90	-8.81%
VETGRIF30 	16.45	15.00	-4.76%
LINKASSURE 	0.84	0.80	-3.70%
CORNERST 	0.54	0.52	-2.50%
FTNCOCOA 	0.40	0.39	-0.83%

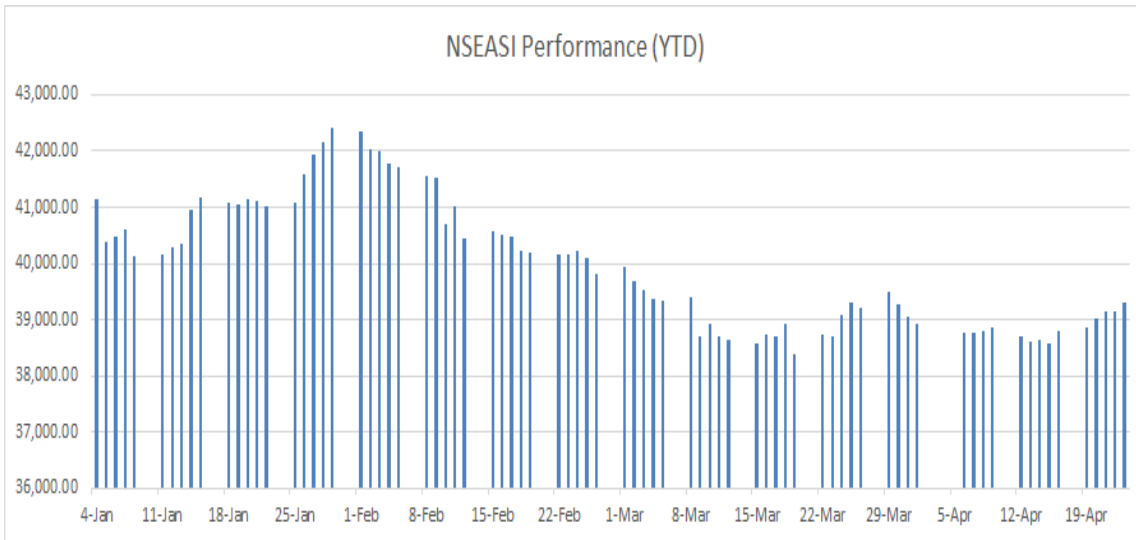
Top Trades By Volume	Sector	Volume (Units)	% Mkt. Volume
ACCESS 	Banking	46,788,283	16.30%
GUARANTY 	Banking	42,666,079	14.86%
LINKASSURE 	Insurance	29,283,810	10.20%
FBNH 	Banking	22,834,774	7.95%
UBA 	Banking	21,289,983	7.42%

Top Trades By Value	Sector	Value (NGN)	% Mkt. Value
GUARANTY 	Banking	1,333,012,064.55	43.86%
ACCESS 	Banking	351,758,937.30	11.57%
NASCON 	Industrial	301,868,900.55	9.93%
FBNH 	Banking	169,947,833.85	5.59%
UBA 	Banking	158,883,578.35	5.23%

Corporate Broadcasts

Return Profile					
NSE ASI Return Profile	Sectoral Indices	Today's Change	Points	YTD	
Day change	0.43% NSE30	↑ 0.55%	1,566.66 ↓	-9.26%	
WKTd	1.27%				
MTD	0.66% NSE-BNK	↑ 0.51%	359.57 ↓	-14.37%	
QTD	0.66% NSE-INS	↑ 0.57%	194.12 ↓	-3.17%	
YTD	-2.41% NSE-OIL&GAS	→ 0.00%	265.65 ↑	16.99%	
52 Weeks High	42,412.66 NSE-CG	↑ 0.94%	558.45 ↓	-5.37%	
52 Weeks Low	22,470.79				

NSEASI Performance (YTD)



TOP GAINERS AND LOSERS

Top 10 Gainers				Top 10 Losers			
Symbol	Close Price	Chart	% Change	Symbol	Close Price	Chart	% Change
TRIPPLEG	0.71		9.23%	UNIONDICON	9.90		-9.59%
SOVRENINS	0.25		8.70%	VETGRIF30	15.00		-8.81%
STANBIC	50.00		8.70%	LINKASSURE	0.80		-4.76%
ACADEMY	0.40		8.11%	CORNERST	0.52		-3.70%
REGALINS	0.27		8.00%	FTNCOCOA	0.39		-2.50%
HONYFLOUR	1.40		7.69%	NNFM	5.95		-0.83%
UNITYBNK	0.59		7.27%	ACCESS	7.50		-0.66%
WAPIC	0.49		6.52%	NPFMCRFBK	1.90		-0.52%
MANSARD	0.90		5.88%	FCMB	2.89		-0.34%
ROYALEX	0.36		5.88%	GUARANTY	31.20		-0.32%

TOP TRADES BY VOLUME AND VALUE

Top 10 Trades By Volume				Top 10 Trades By Value			
Symbol	Trade Vol.	Chart	% of Mkt Vol.	Symbol	Trade Value	Chart	% of Mkt Value
ACCESS	46,788,283		16.30%	GUARANTY	1,333,012,065		43.86%
GUARANTY	42,666,079		14.86%	ACCESS	351,758,937		11.57%
LINKASSURE	29,283,810		10.20%	NASCON	301,868,901		9.93%
FBNH	22,834,774		7.95%	FBNH	169,947,834		5.59%
UBA	21,289,983		7.42%	UBA	158,883,578		5.23%
NASCON	20,398,725		7.11%	DANGCEM	132,453,137		4.36%
TRANSCORP	18,296,494		6.37%	ZENITHBANK	111,896,260		3.68%
WAPIC	10,576,242		3.68%	TOTAL	74,769,498		2.46%
JAPAULGOLD	6,401,868		2.23%	UACN	53,142,101		1.75%
TRIPPLEG	6,087,270		2.12%	NB	50,431,432		1.66%

MACRO ECONOMIC SNAPSHOT

Key Indicators	Today	Previous Day	1-Day Change	YTD % Change	
Exchange Rate -Official (NGN/USD)	379.00	379.00	→	0.00% →	0.00%
Exchange Rate -I & E (NGN/USD)	412.25	410.00	↑	0.55% ↑	4.55%
Exchange Rate -Parallel (NGN/USD)	485.00	486.00	↓	-0.21% ↓	3.19%
Montetary Policy Rate (MPR)	11.50%	11.50%	→	0.00% →	0.00%
Crude Oil Price (USD/barrel)1	65.82	65.40	↑	0.64% ↑	28.83%
Foreign Reserves (Billion USD)2	35.12	35.15	↓	-0.09% ↓	-2.25%
Inflation Rate3	18.17%	17.33%	↑	4.85% ↑	10.32%

**Note : Crude oil (Brent) and Foreign Exchange price represents spot price as at the time this report was prepared
Foreign reserves figures have two-day lag
Inflation figure as at March 2021

DIVIDEND INFORMATION

AXA Mansard and NASCON Aliied Ltd closed their registers for dividend payment today, and are set to make payment on the 7th of May and the 4th of May respectively. Meanwhile Nigerian Breweries is set to payout a dividend of NO.69 today as the company held its 75th annual general meeting.

Atlas Portfolio: Daily Market Report

Contact Information

Investment Research

tokunade@atlassportfolios.com
info@atlassportfolios.com

Website: <https://atlassportfolios.com/>