






SUMMARY OF ACTIVITIES ON THE NIGERIAN STOCK EXCHANGE






Report Date ➔






Thursday, April 22, 2021






The Nigerian bourse closed the fourth trading day of the week with the NSEASI gaining marginally by 0.04% as bargain hunting intensifies

Key Market Indicators		Today	Previous Day	% Change
The All-Share Index gained 0.04%	Index	39,144.39	39,128.34 ↑	0.04%
Total Market Cap. increased by 0.05%	Market Cap. (N'trn)	20.48	20.47 ↑	0.05%
Total Volume Traded decreased by 25.53%	Trade Volume (mn)	178.25	239.35 ↓	-25.53%
Total Value Traded increased by 15.94%	Trade Value (N' mn)	1,929.59	1,664.24 ↑	15.94%
Total Number of Deals decreased by 18.55%	No. of Deals	3,051	3,746 ↓	-18.55%

Best Performers	Open (NGN)	Close (NGN)	% Gain
MERGROWTH 	10.00	17.00	70.00%
CUTIX 	2.00	2.14	7.00%
PZ 	5.05	5.40	6.93%
LINKASSURE 	0.80	0.84	5.00%
COURTVILLE 	0.23	0.24	4.35%

Worst Performers	Open (NGN)	Close (NGN)	% Decline
EKOCORP 	6.00	5.40	-10.00%
SUNUASSUR 	0.66	0.60	-9.09%
HONYFLOUR 	1.42	1.30	-8.45%
SOVRENINS 	0.25	0.23	-8.00%
UNITYBNK 	0.59	0.55	-6.78%

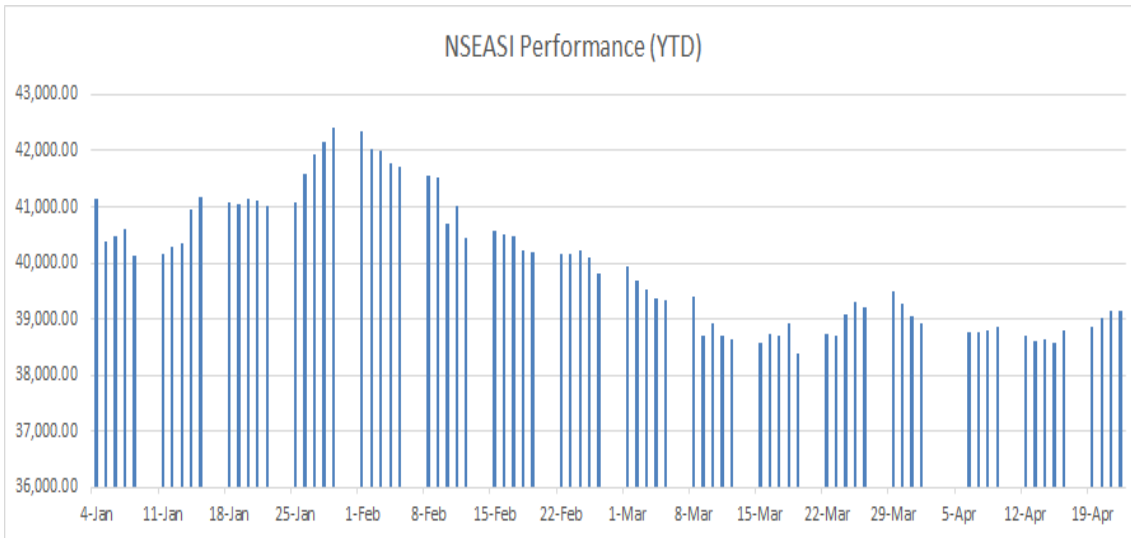
Top Trades By Volume	Sector	Volume (Units)	% Mkt. Volume
GUARANTY 	Banking	37,087,368	17.05%
ZENITHBANK 	Banking	24,697,247	11.35%
FBNH 	Banking	21,183,346	9.74%
FIDELITYBK 	Banking	16,381,277	7.53%
UBA 	Banking	14,401,420	6.62%

Top Trades By Value	Sector	Value (NGN)	% Mkt. Value
GUARANTY 	Banking	1,155,803,859.05	46.13%
ZENITHBANK 	Banking	546,089,004.20	21.80%
FBNH 	Banking	156,515,005.15	6.25%
ACCESS 	Banking	105,411,539.50	4.21%
UBA 	Banking	104,810,888.00	4.18%

Corporate Broadcasts

Return Profile					
NSE ASI Return Profile	Sectoral Indices	Today's Change	Points	YTD	
Day change ↑	0.04% NSE30	↓ -0.03%	1,558.02 ↓	-9.26%	
WKTD ↑	0.87%				
MTD ↑	0.25% NSE-BNK	↓ -0.04%	357.76 ↓	-14.37%	
QTD ↑	0.25% NSE-INS	↓ -0.40%	193.02 ↓	-3.17%	
YTD ↓	-2.80% NSE-OIL&GAS	↑ 0.21%	265.65 ↑	16.99%	
52 Weeks High	42,412.66 NSE-CG	↓ -0.01%	553.23 ↓	-5.37%	
52 Weeks Low	22,470.79				

NSEASI Performance (YTD)



TOP GAINERS AND LOSERS

Top 10 Gainers				Top 10 Losers			
Symbol	Close Price	Chart	% Change	Symbol	Close Price	Chart	% Change
MERGROWTH	17.00		70.00%	EKOCORP	5.40		-10.00%
CUTIX	2.14		7.00%	SUNUASSUR	0.60		-9.09%
PZ	5.40		6.93%	HONYFLOUR	1.30		-8.45%
LINKASSURE	0.84		5.00%	SOVRENINS	0.23		-8.00%
COURTVILLE	0.24		4.35%	UNITYBNK	0.55		-6.78%
OANDO	3.15		3.96%	ROYALEX	0.34		-5.56%
VETGRIF30	16.45		2.81%	ETERNA	6.00		-5.51%
WAPIC	0.46		2.22%	CADBURY	7.80		-3.70%
UBA	7.40		2.07%	JAPAULGOLD	0.60		-3.23%
WEMABANK	0.58		1.75%	FTNCOCOA	0.40		-2.44%

TOP TRADES BY VOLUME AND VALUE

Top 10 Trades By Volume				Top 10 Trades By Value			
Symbol	Trade Vol.	Chart	% of Mkt Vol.	Symbol	Trade Value	Chart	% of Mkt Value
GUARANTY	37,087,368		17.05%	GUARANTY	1,155,803,859		46.13%
ZENITHBANK	24,697,247		11.35%	ZENITHBANK	546,089,004		21.80%
FBNH	21,183,346		9.74%	FBNH	156,515,005		6.25%
FIDELITYBK	16,381,277		7.53%	ACCESS	105,411,540		4.21%
UBA	14,401,420		6.62%	UBA	104,810,888		4.18%
ACCESS	13,953,809		6.41%	DANGCEM	94,440,203		3.77%
TRANSCORP	11,064,699		5.09%	UACN	43,836,165		1.75%
UNIVINSURE	8,085,000		3.72%	FIDELITYBK	36,453,321		1.46%
JAPAULGOLD	4,240,978		1.95%	DANGSUGAR	36,146,443		1.44%
UACN	4,188,751		1.93%	GUINNESS	23,637,541		0.94%

MACRO ECONOMIC SNAPSHOT

Key Indicators	Today	Previous Day	1-Day Change	YTD % Change
Exchange Rate -Official (NGN/USD)	379.00	379.00	→	0.00%
Exchange Rate -I & E (NGN/USD)	409.68	410.00	↓	-0.08%
Exchange Rate -Parallel (NGN/USD)	486.00	486.00	→	0.00%
Montetary Policy Rate (MPR)	11.50%	11.50%	→	0.00%
Crude Oil Price (USD/barrel)1	65.26	65.32	↓	-0.09%
Foreign Reserves (Billion USD)2	35.18	35.21	↓	-0.09%
Inflation Rate3	18.17%	17.33%	↑	4.85%

**Note : Crude oil price represents spot price of Brent as at the time this report was prepared

Foreign reserves figures have two-day lag

Inflation figure as at March 2021

DIVIDEND INFORMATION

Custodain Investment Plc is set to make a dividend payment of N0.45 per share on the 22nd April 2021 after the register closed earlier in the month on 16th April 2021

Atlass Portfolio: Daily Market Report

Contact Information

Investment Research

tokunade@atlassportfolios.com
info@atlassportfolios.com

Website: <https://atlassportfolios.com/>