






SUMMARY OF ACTIVITIES ON THE NIGERIAN STOCK EXCHANGE






Report Date 






Friday, April 16, 2021






The bulls returned on the last trading day of the week as the Nigerian bourse closed on positive note with the NSEASI gaining by 0.61%

Key Market Indicators		Today	Previous Day	% Change
The All-Share Index gained 0.61%	Index	38,808.01	38,571.89	↑ 0.61%
Total Market Cap. Increased by 0.64%	Market Cap. (N'tm)	20.31	20.18	↑ 0.64%
Total Volume Traded decreased by 17.83%	Trade Volume (mn)	262.51	319.48	↓ -17.83%
Total Value Traded Increased by 37.32%	Trade Value (N' mn)	2,438.15	1,775.52	↑ 37.32%
Total Number of Deals decreased by 15.22%	No. of Deals	3,525	4,158	↓ -15.22%

Best Performers	Open (NGN)	Close (NGN)	% Gain
CHAMS 	0.20	0.22	10.00%
UAC-PROP [BLS] 	0.72	0.79	9.72%
GUINNESS 	29.15	31.85	9.26%
NNFM 	4.90	5.35	9.18%
PZ 	4.15	4.50	8.43%

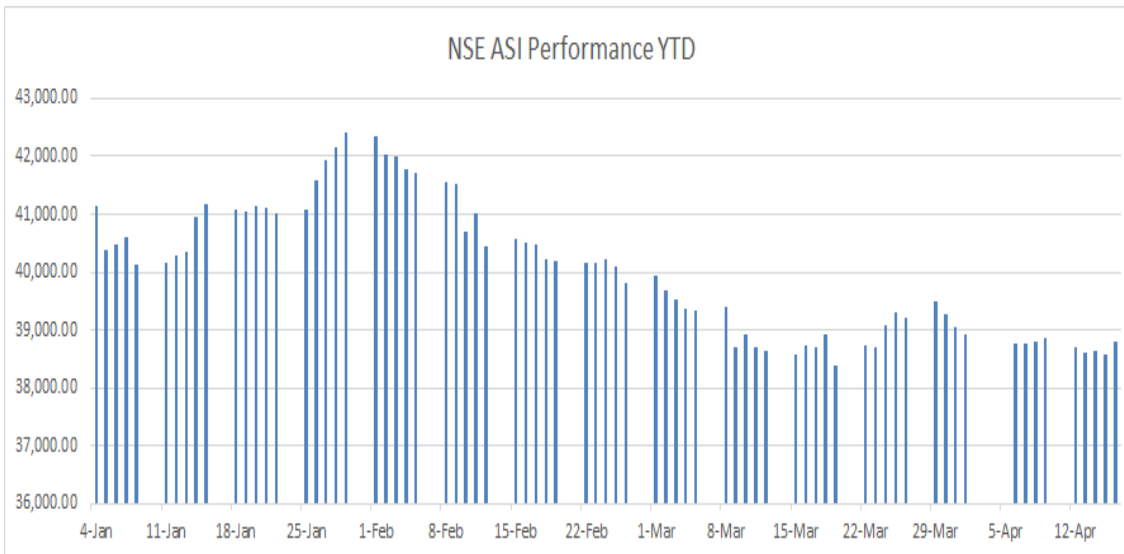
Worst Performers	Open (NGN)	Close (NGN)	% Decline
JAPAUFGOLD [MRF] 	0.70	0.63	-10.00%
STERLNBANK 	1.64	1.48	-9.76%
FCMB 	2.92	2.66	-8.90%
MBENEFIT [MRF] 	0.37	0.34	-8.11%
GLAXOSMITH 	6.80	6.40	-5.88%

Top Trades By Volume	Sector	Volume (Units)	% Mkt. Volume
FIDELITYBK 	Banking	46,151,809	17.58%
FBNH 	Banking	33,985,247	12.95%
GUARANTY 	Insurance	33,465,217	12.75%
MBENEFIT [MRF] 	Banking	20,451,489	7.79%
MANSARD 	Insurance	14,092,168	5.37%

Top Trades By Value	Sector	Value (NGN)	% Mkt. Value
GUARANTY 	Banking	965,283,002.55	39.59%
FBNH 	Banking	258,398,231.05	10.60%
STANBIC 	Banking	231,650,077.40	9.50%
ZENITHBANK 	Banking	132,997,457.45	5.45%
FIDELITYBK 	Industrial	110,562,441.03	4.53%

NSE ASI Return Profile

Day change	↑	0.61%
WKTD	↑	0.25%
MTD	↓	-0.61%
QTD	↓	-0.61%
YTD	↓	-3.63%
52 Weeks High		42,412.66
52 Weeks Low		22,470.79



TOP GAINERS AND LOSERS

Top 10 Gainers				Top 10 Losers			
Symbol	Close Price	Chart	% Change	Symbol	Close Price	Chart	% Change
CHAMS	0.22		10.00%	JAPAULGOLD [MR	0.63		-10.00%
UAC-PROP [BL	0.79		9.72%	STERLNBANK	1.48		-9.76%
GUINNESS	31.85		9.26%	FCMB	2.66		-8.90%
NNFM	5.35		9.18%	MBENEFIT [MRF]	0.34		-8.11%
PZ	4.50		8.43%	GLAXOSMITH	6.40		-5.88%
REGALINS	0.26		8.33%	UCAP	5.32		-3.27%
FTNCOCOA [R	0.50		6.38%	LASACO [MRF]	1.26		-3.08%
UACN	10.00		4.17%	FIDELITYBK	2.40		-2.83%
MANSARD	0.90		3.45%	LIVESTOCK	1.85		-2.63%
UNILEVER	12.95		3.19%	INTBREW [BLS]	5.50		-0.90%

TOP TRADES BY VOLUME AND VALUE

Top 10 Trades By Volume				Top 10 Trades By Value			
Symbol	Trade Vol.	Chart	% of Mkt Vol.	Symbol	Trade Value	Chart	% of Mkt Value
FIDELITYBK	46,151,809		17.58%	GUARANTY	965,283,003		39.59%
FBNH	33,985,247		12.95%	FBNH	258,398,231		10.60%
GUARANTY	33,465,217		12.75%	STANBIC	231,650,077		9.50%
MBENEFIT [MI	20,451,489		7.79%	ZENITHBANK	132,997,457		5.45%
MANSARD	14,092,168		5.37%	FIDELITYBK	110,562,441		4.53%
JAPAULGOLD	12,880,149		4.91%	MTNN	93,047,400		3.82%
ACCESS	12,007,051		4.57%	ACCESS	91,181,686		3.74%
UACN	7,609,527		2.90%	DANGCEM	79,755,434		3.27%
ZENITHBANK	6,140,030		2.34%	UACN	75,942,060		3.11%
CHAMS	6,018,350		2.29%	DANGSUGAR	57,784,026		2.37%

MACRO ECONOMIC SNAPSHOT

Key Indicators	Today	Previous Day	1-Day Change	YTD % Change
Exchange Rate -Official (NGN/USD)	379.00	379.00	→	0.00% →
Exchange Rate -I & E (NGN/USD)	410.13	410.50	↓	-0.09% ↑
Exchange Rate -Parallel (NGN/USD)	482.00	482.00	→	0.00% ↑
Montetary Policy Rate (MPR)	11.50%	11.50%	→	0.00% →
Crude Oil Price (USD/barrel) ¹	66.63	66.94	↓	-0.46% ↑
Foreign Reserves (Billion USD) ²	35.19	35.17	↑	0.06% ↓
Inflation Rate ³	18.17%	17.33%	↑	4.85% ↑

**Note : Crude oil price represents spot price of Brent as at the time this report was prepared

Foreign reserves figures have two-day lag

Inflation figure as at March 2021

DIVIDEND INFORMATION

UNION HOMES, CUSTORDIAN INVESTMENT PLC and ACCESS all closed their registers for payments of dividends today. The companies announced N1.86, N0.45 and N0.55 dividend respectively, and are set to pay on the 14th of May, 22nd of April and 30th April 2021 respectively

Atlass Portfolio: Daily Market Report

Contact Information

Investment Research

tokunade@atlassportfolios.com
info@atlassportfolios.com

Website: <https://atlassportfolios.com/>