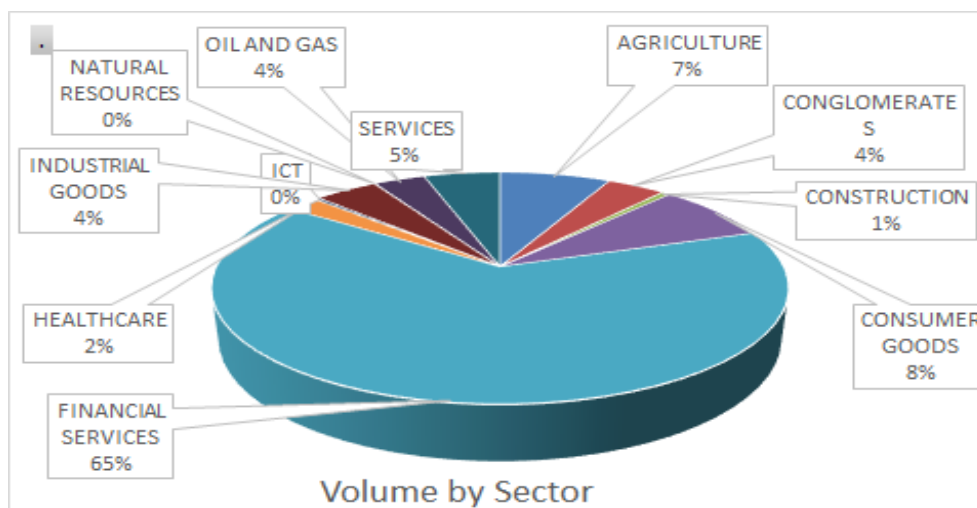


ASI depreciated by 0.40%

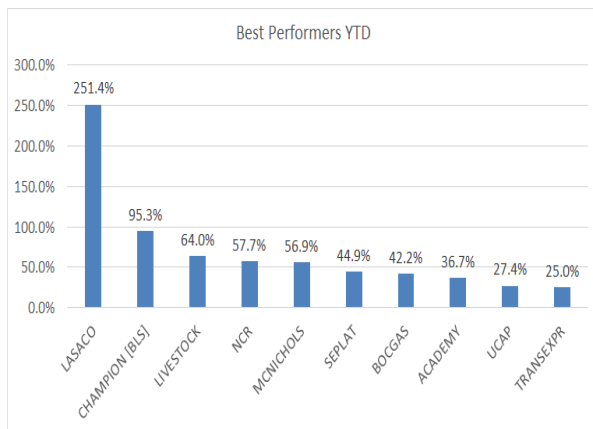
Market Returns	Today	Previous	% Change
↓ NSE-ASI	39,364.67	39,522.06	-0.40%
↓ Market Capitalization (N'trn)	20.60	20.68	-0.39%
↑ Volume Traded (million)	493.170	244.340	101.84%
↑ Market Turnover (NGN'mn)	4,722.49	4,128.03	14.40%

NSEASI RETURN PROFILE		Date	Days	NSEASI	%Change	Volume(m)	Value(N m)	Gainers	Losers
Day change	-0.40%	4/3/2021	Thursday	39,364.67	-0.40%	493.17	4,722.49	12	44
Week to date	-2.04%	1/3/2021	Monday	39,931.63	0.33%	543.99	1,888.20	10	29
Mtd	-7.19%	26/2/2021	Friday	39,799.89	-0.74%	507.25	2,442.55	17	23
YTD	-2.25%	25/2/2021	Thursday	40,095.49	-0.31%	326.04	3,713.15	14	24
Yr High	42412.66	24/2/2021	Wednesday	40,221.30	0.14%	469.56	7,080.77	19	20
Yr Low	39364.67								

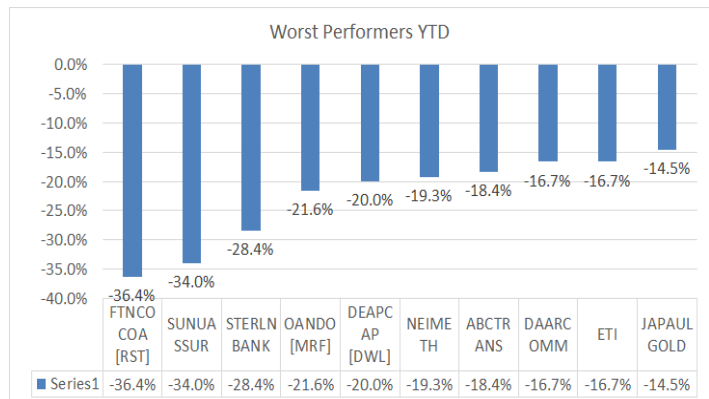


Atlas Portfolio: Daily Market Report

→ Equities market closed the day in the red zone as NSEASI depreciated by 0.40% with a market breadth of 12 gainers and 44 losers.



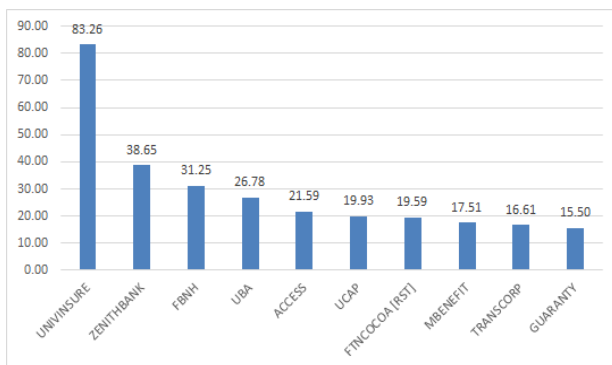
Top 10 Gainers, 12 gainers



Top 10 Losers, 44 Losers

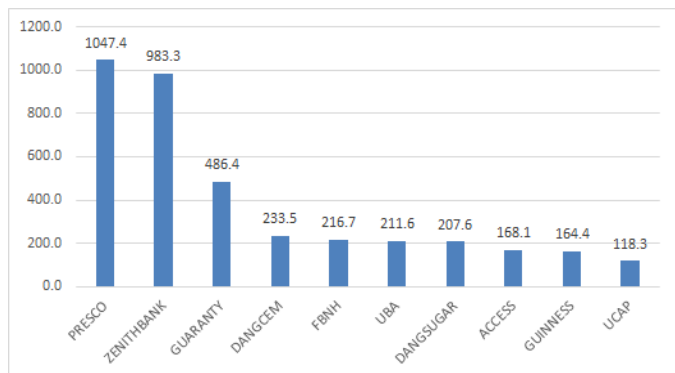
Returns Profile			
Ticker	Pclose	Close	%Change
UPL	1.11	1.22	9.91%
MORISON	0.55	0.6	9.09%
CAP	19	20	5.26%
WAPCO	19.5	20.2	3.59%
LIVESTOCK	2.21	2.28	3.17%
UCAP	5.85	6	2.56%
LASACO	1.2	1.23	2.50%
PRESTIGE [B	0.42	0.43	2.38%
CILEASING	5.2	5.3	1.92%
NAHCO	2.08	2.11	1.44%

Top 10 Trades (Volume - million units)



Returns Profile			
Ticker	Pclose	Close	%Change
FIDSON	4.9	4.41	-10.00%
NNFM	7.02	6.32	-9.97%
ENAMELWA	22.1	19.9	-9.95%
NEM	1.91	1.72	-9.95%
NCR	3.43	3.09	-9.91%
CUTIX	2.23	2.01	-9.87%
ARDOVA	16.25	14.65	-9.85%
PORTPAINT [BLS]	3.25	2.93	-9.85%
LINKASSURE	0.51	0.46	-9.80%
VANLEER	8.2	7.4	-9.76%

Top 10 Trades (value NGN'mn)



Contact Information

Investment Research

research@atlassportfolios.com

info@atlassportfolios.com

Website: <https://atlassportfolios.com/>
