



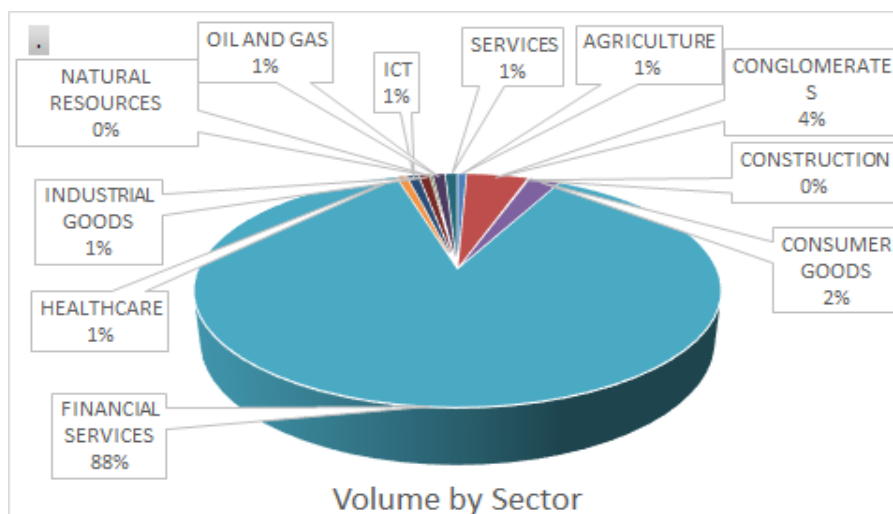
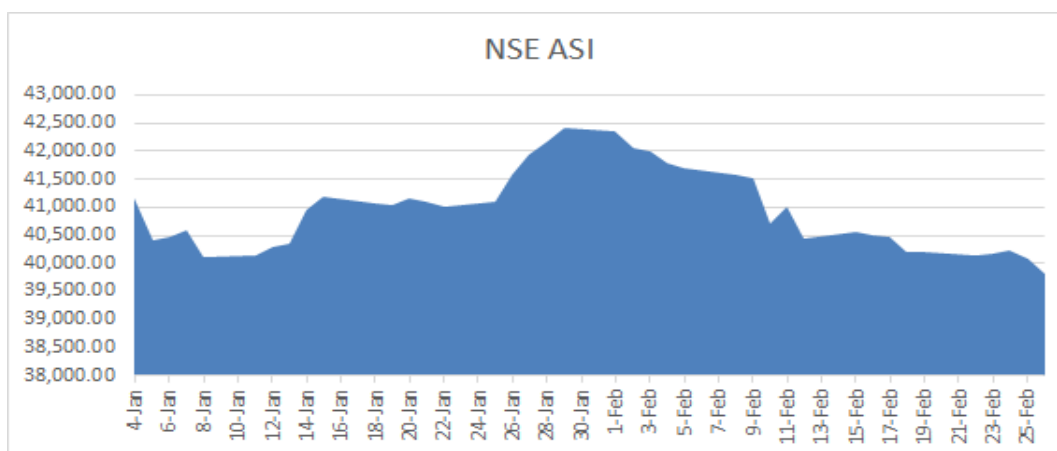


ASI stands at yr low after dipping -0.74%

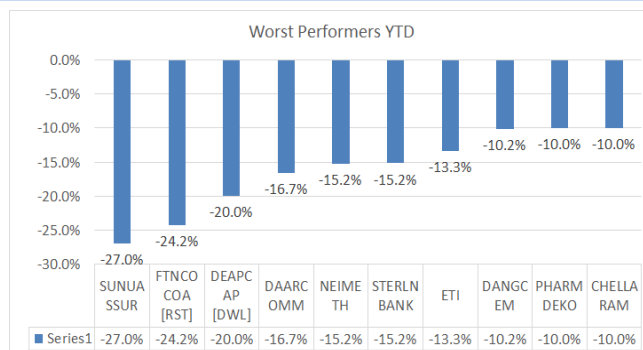
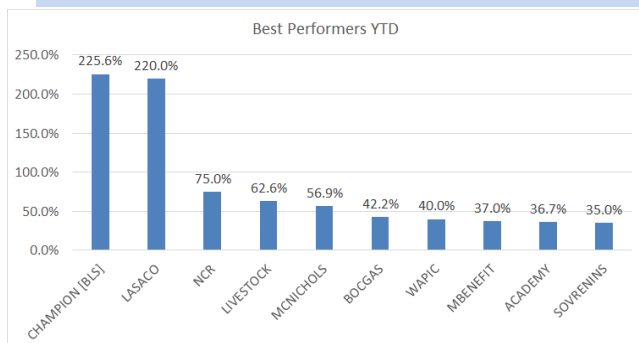
Market Returns	Today	Previous	% Change
 <b>NSE-ASI</b>	<b>39,799.89</b>	<b>40,095.49</b>	<b>-0.74%</b>
 Market Capitalization (N'trn)	20.82	20.98	<b>-0.76%</b>
 Volume Traded (million)	507.250	326.040	<b>55.58%</b>
 Market Turnover (NGN'mn)	2,442.55	3,713.15	<b>-34.22%</b>
- Gainers/Losers	17g/23l	14g/24l	-

NSEASI RETURN PROFILE	Date	Days	NSEASI	%Change	Volume(m)	Value(N m)	Gainers	Losers	
Day change	-0.74%	26/2/2021	Friday	39,799.89	-0.74%	507.25	2,442.55	17	23
Week to date	-1.00%	25/2/2021	Thursday	40,095.49	-0.31%	326.04	3,713.15	14	24
Mtd	-6.16%	24/2/2021	Wednesday	40,221.30	0.14%	469.56	7,080.77	19	20
YTD	-1.17%	23/2/2021	Tuesday	40,164.86	0.03%	337.96	3,845.10	15	24
Yr High	42412.66	22/2/2021	Monday	40,154.09	-0.08%	289.34	3,573.97	20	25
Yr Low	39799.89								



## Atlas Portfolio: Daily Market Report

- Trading activities on the Nigerian bourse closed the week negative as NSEASI broke through the 40,000 support level for the first time in the year as ASI sits at a year low of 39,799.89 after dipping 0.74% with a market breadth of 17 gainers and 23 losers.
- Mobil has reiterated that shareholders have the option to sell the stock at the NSE platform price (currently N228.0) or the price indicated by the company for the delisting (N213.90) or to sell on the NASD platform after delisting or hold the stock and continue to receive dividend.



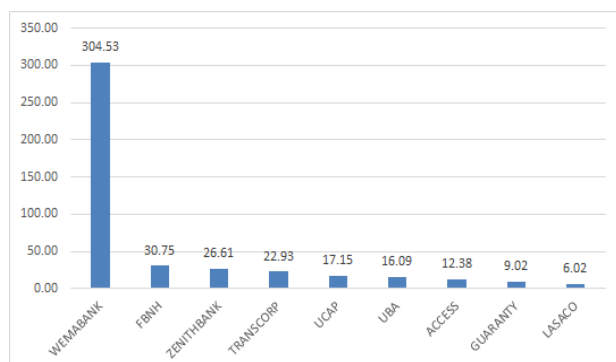
### Top 10 Gainers, 17 gainers

Returns Profile			
Ticker	Pclose	Close	%Change
LASACO	1.12	1.23	9.82%
MBENEFIT	0.37	0.4	8.11%
COURTVILLE	0.2	0.21	5.00%
OANDO [MF]	3.35	3.45	2.99%
NAHCO	2.22	2.28	2.70%
CAP	19	19.5	2.63%
UCAP	6	6.13	2.17%
VITAFOAM	7.6	7.75	1.97%
PRESCO	70.55	71.9	1.91%
ACCESS	8.1	8.25	1.85%

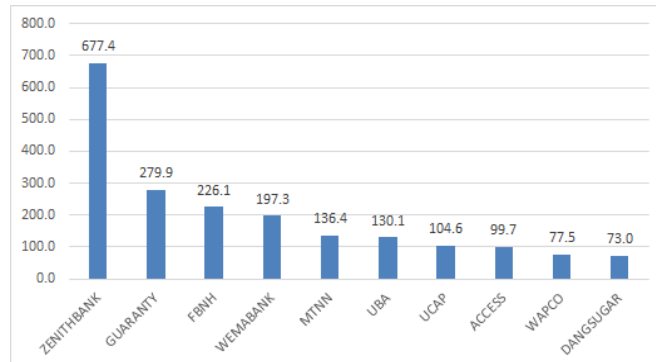
### Top 10 Losers, 23 Losers

Returns Profile			
Ticker	Pclose	Close	%Change
CHAMPION [BLS]	2.8	2.52	-10.00%
WEMABANK	0.7	0.63	-10.00%
SUNUASSUR	0.73	0.66	-9.59%
AFRIPRUD	6.1	5.75	-5.74%
MANSARD	1.12	1.06	-5.36%
CUTIX	2.24	2.14	-4.46%
AIICO	1.2	1.15	-4.17%
INTBREW [BLS]	6.02	5.8	-3.65%
WAPIC	0.56	0.54	-3.57%
REGALINS	0.29	0.28	-3.45%

### Top 10 Trades (Volume - million units)



### Top 10 Trades (value NGN'mn)



## Contact Information

### Investment Research

[research@atlassportfolios.com](mailto:research@atlassportfolios.com)

info@atlassportfolios.com

**Website:** <https://atlassportfolios.com/>

---