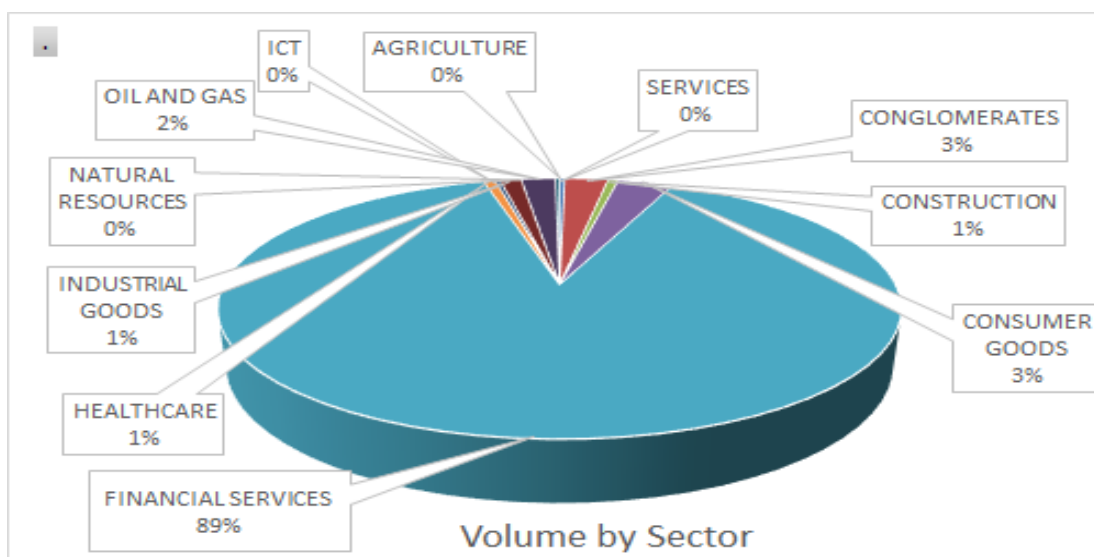


ASI gained 0.33%

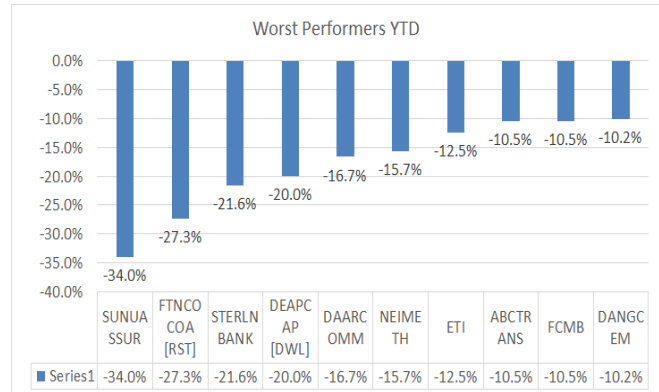
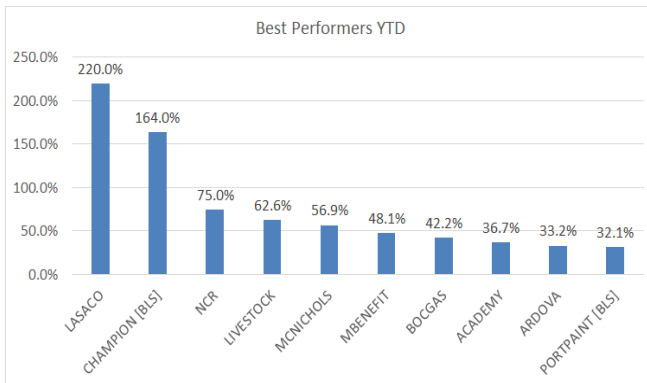
Market Returns	Today	Previous	% Change
↑ NSE-ASI	39,931.63	39,799.89	0.33%
↑ Market Capitalization (N'trn)	21.82	20.82	4.80%
↑ Volume Traded (million)	543.990	507.250	7.24%
↓ Market Turnover (NGN'mn)	1,888.20	2,442.55	-22.70%
- Gainers/Losers	10g/29l	17g/23l	-

NSEASI RETURN PROFILE	Date	Days	NSEASI	%Change	Volume(m)	Value(N m)	Gainers	Losers
Day change	0.33%	1/3/2021	Monday	39,931.63	0.33%	543.99	1,888.20	10 29
Week to date	3.76%	26/2/2021	Friday	39,799.89	-0.74%	507.25	2,442.55	17 23
Mtd	-5.85%	25/2/2021	Thursday	40,095.49	-0.31%	326.04	3,713.15	14 24
YTD	-0.84%	24/2/2021	Wednesday	40,221.30	0.14%	469.56	7,080.77	19 20
Yr High	42412.66	23/2/2021	Tuesday	40,164.86	0.03%	337.96	3,845.10	15 24
Yr Low	39799.89							



## Atlas Portfolio: Daily Market Report

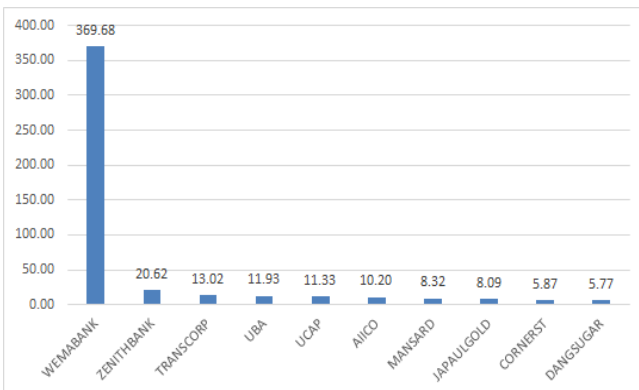
→ Trading activities on the Nigerian bourse opened the week positive as NSEASI gained 0.33% with a market breadth of 10 gainers and 29 losers.



### Top 10 Gainers, 10 gainers

Returns Profile			
Ticker	Pclose	Close	%Change
UACN	7.5	8	6.67%
AIICO	1.15	1.21	5.22%
VERITASKAP	0.2	0.21	5.00%
BUACEMENT	72	74.75	3.82%
NEIMETH	1.83	1.88	2.73%
UBA	8.15	8.35	2.45%
JAIZBANK	0.66	0.67	1.52%
ETI	5.2	5.25	0.96%
AFRIPRUD	5.75	5.8	0.87%
CAVERTON [BLS]	1.9	1.91	0.53%

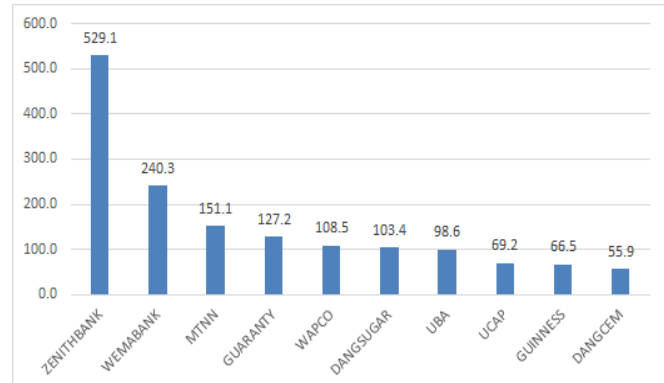
### Top 10 Trades (Volume - million units)



### Top 10 Losers, 29 Losers

Returns Profile			
Ticker	Pclose	Close	%Change
NASCON	16.05	14.45	-9.97%
CHAMPION [BLS]	2.52	2.27	-9.92%
PZ	5.3	4.8	-9.43%
LASACO	1.23	1.12	-8.94%
ROYALEX	0.27	0.25	-7.41%
SOVRENINS	0.27	0.25	-7.41%
REGALINS	0.28	0.26	-7.14%
PRESTIGE [BLS]	0.46	0.43	-6.52%
STERLN BANK	1.71	1.6	-6.43%
CHIPLC	0.33	0.31	-6.06%

### Top 10 Trades (value NGN'mn)



## Contact Information

### Investment Research

[research@atlassportfolios.com](mailto:research@atlassportfolios.com)

info@atlassportfolios.com

**Website:** <https://atlassportfolios.com/>

---