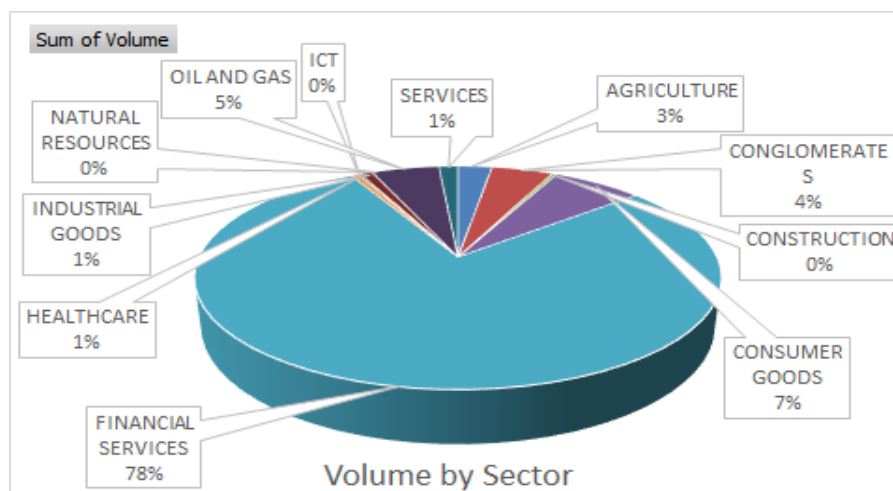


ASI depreciated by 0.63%

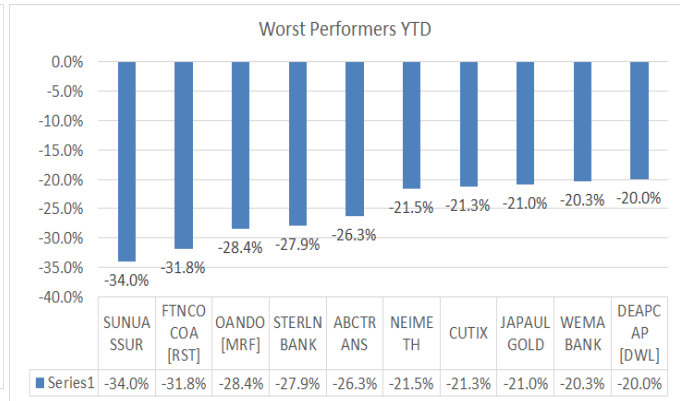
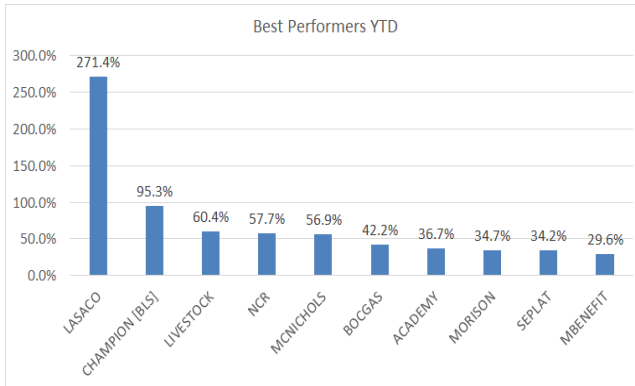
Market Returns	Today	Previous	% Change
↑ NSE-ASI	38,931.25	38,686.85	0.63%
↑ Market Capitalization (N'trn)	20.36	20.24	0.59%

NSEASI RETURN PROFILE		Date	Days	NSEASI	%Change	Volume(m)	Value(N m)	Gainers	Losers
Day change	0.63%	10/3/2021	Wednesday	38,931.25	0.63%	368.22	4,909.79	21	23
Week to date	-3.19%	5/3/2021	Friday	39,331.61	-0.08%	587.74	13,615.38	12	44
Mtd	-8.21%	4/3/2021	Thursday	39,364.67	-0.40%	493.17	4,722.49	12	44
YTD	-3.33%	1/3/2021	Monday	39,931.63	0.33%	543.99	1,888.20	10	29
Yr High	42412.66	26/2/2021	Friday	39,799.89	-0.74%	507.25	2,442.55	17	23
Yr Low	38686.85								



Atlas Portfolio: Daily Market Report

- Equities market closed the day positive as NSEASI appreciated by 0.63% with a market breadth of 21 gainers and 23 losers.
- NSE has received final approvals of its demutualisation plan from SEC and CAC respectively. With these approvals, The Exchange has now completed its demutualisation process.



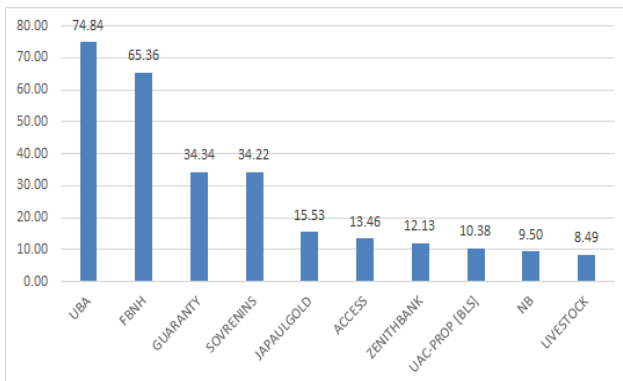
Top 10 Gainers, 18 gainers

Returns Profile			
Ticker	Pclose	Close	%Change
MORISON	0.72	0.79	9.72%
CHAMPION [BLS]	2.02	2.2	8.91%
NEIMETH	1.92	2.09	8.85%
MBENEFIT	0.39	0.42	7.69%
NAHCO	2.11	2.25	6.64%
MAYBAKER	3.75	3.96	5.60%
OANDO [MRF]	2.9	3.04	4.83%
STERLN BANK	1.45	1.52	4.83%
JAIZBANK	0.65	0.68	4.62%
SOVRENINS	0.27	0.28	3.70%

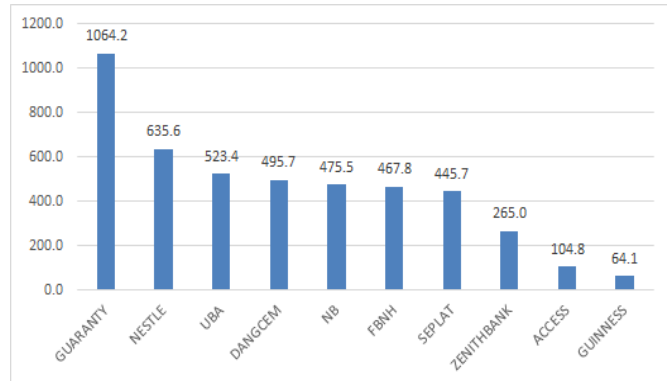
Top 10 Losers, 26 Losers

Returns Profile			
Ticker	Pclose	Close	%Change
CHIPLC	0.3	0.27	-10.00%
ETERNA	5.13	4.62	-9.94%
CONOIL	18.9	17.05	-9.79%
NNFM	5.7	5.15	-9.65%
LIVESTOCK	1.88	1.7	-9.57%
INTBREW [BLS]	5	4.55	-9.00%
NPFMCRFBK	1.75	1.61	-8.00%
BERGER	6.55	6.05	-7.63%
GLAXOSMITH	6.7	6.2	-7.46%
FTNCOCOA [RST]	0.45	0.42	-6.67%

Top 10 Trades (Volume - million units)



Top 10 Trades (value NGN'mn)



Contact Information

Investment Research

research@atlassportfolios.com

info@atlassportfolios.com

Website: <https://atlassportfolios.com/>
