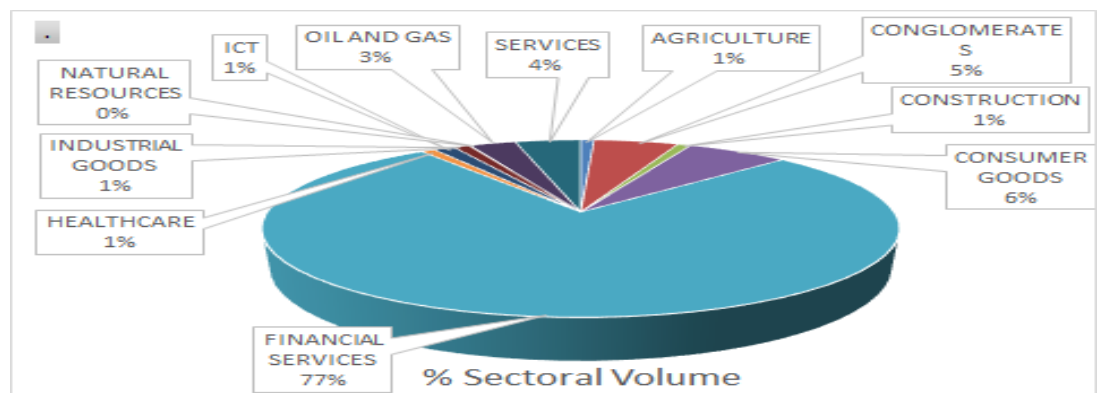


ASI contracts by -0.57%
LIVESTOCK tops gainers (10.00%)

Market Returns	Today	Previous	% Change
↓ NSE-ASI	39,267.11	39,493.37	-0.57%
↑ Market Capitalization (N'trn)	20.54	20.22	1.58%
↓ Volume Traded (million)	336.120	522.170	-35.63%
↓ Market Turnover (NGN'mn)	3,268.81	10,650.88	-69.31%

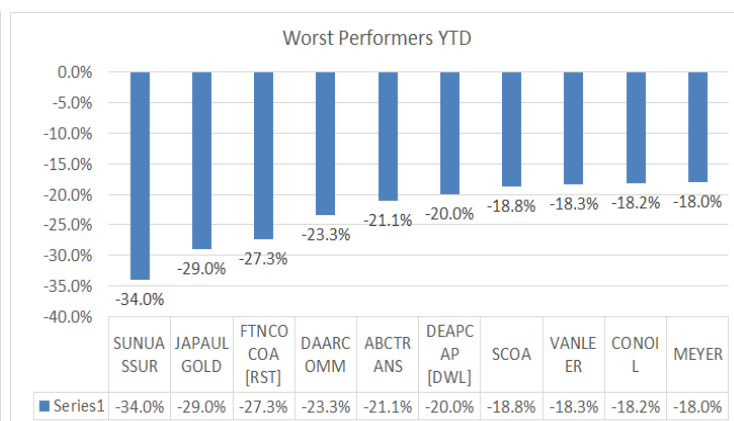
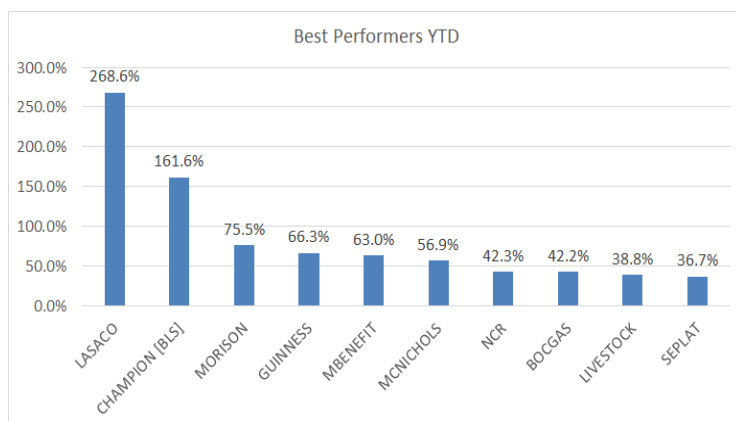
NSEASI RETURN PROFILE

Day change	-0.57%
Week to date	0.13%
Mtd	-2.49%
YTD	-2.49%
Yr High	42412.66
Yr Low	39216.20



Atlas Portfolio: Daily Market Report

- The Nigerian bourse closed the day on a negative note as ASI depreciated by -0.57%
- Julius Berger declared a dividend of N0.40 per share, the stock dipped after the announcement depicting shareholders dissatisfaction in the amount declared.

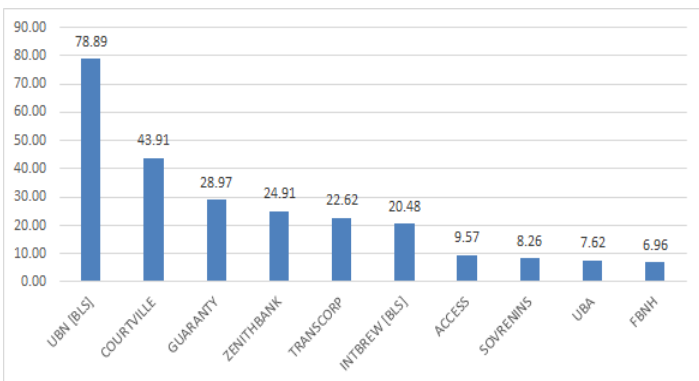


Top 10 Gainers, 12 gainers

Returns Profile

Ticker	Pclose	Close	%Change
LIVESTOCK	1.76	1.93	9.66%
CORNERST	0.55	0.6	9.09%
COURTVILLE	0.22	0.24	9.09%
MBENEFIT	0.41	0.44	7.32%
LINKASSURE	0.56	0.6	7.14%
FTNCO COA [I	0.46	0.48	4.35%
CHAMPION [2.2	2.25	2.27%
LEARNAFRCA	1.07	1.09	1.87%
CADBURY	8.1	8.25	1.85%
GUINNESS	31.15	31.6	1.44%

Top 10 Trades (Volume - million units)

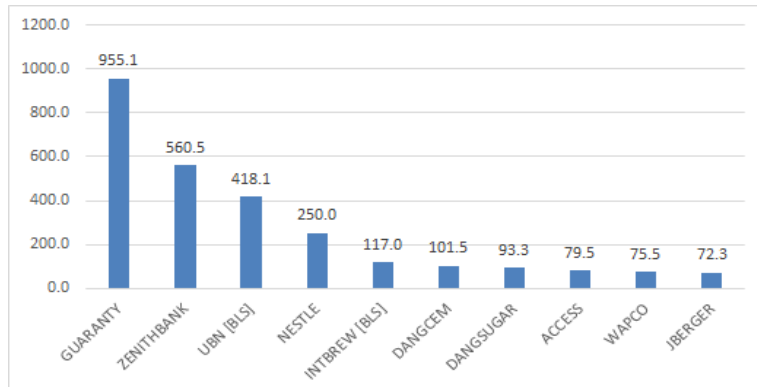


Top 10 Losers, 9 Losers

Returns Profile

Ticker	Pclose	Close	%Change
DAARCOMM	0.25	0.23	-8.00%
ETI	5.3	5.05	-4.72%
DANGCEM	224	215	-4.02%
AIICO	1.26	1.21	-3.97%
FIDELITYBK	2.4	2.33	-2.92%
JBERGER	20.55	20	-2.68%
JAPAU GOLD	0.45	0.44	-2.22%
JAIZBANK	0.64	0.63	-1.56%
INTBREW [BLS]	5.75	5.7	-0.87%

Top 10 Trades (value NGN'mn)



Contact Information

Investment Research

research@atlassportfolios.com

info@atlassportfolios.com

Website: <https://atlassportfolios.com/>
