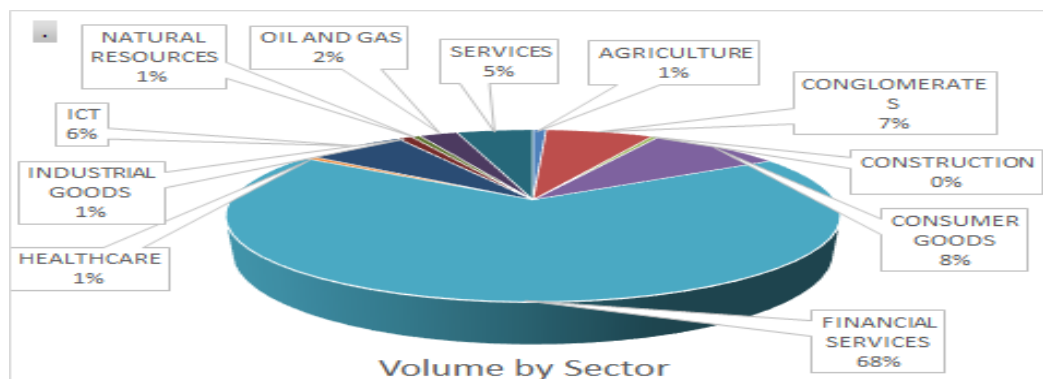


ASI contracts by **-0.18%**
 AFRINSURE tops gainers (**9.09%**)

Market Returns	Today	Previous	% Change
↓ NSE-ASI	41,709.09	41,785.80	-0.18%
↓ Market Capitalization (N'trn)	21.82	21.86	-0.18%
↓ Volume Traded (million)	482.190	629.410	-23.39%
↓ Market Turnover (NGN'mn)	5,579.66	7,980.76	-30.09%
- Gainers/Losers	8g/18l	14g/16l	-

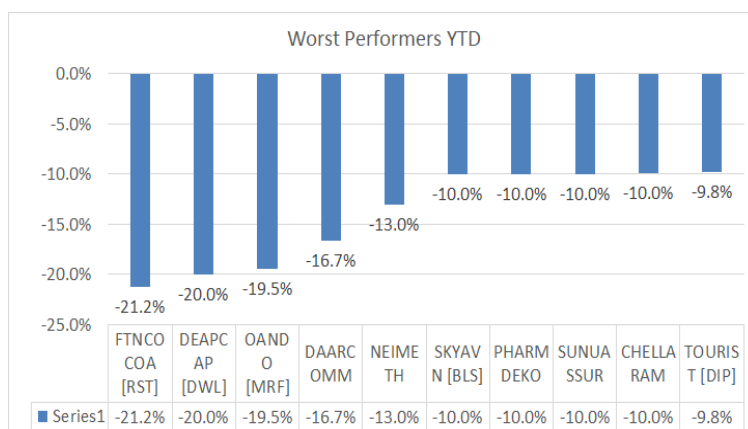
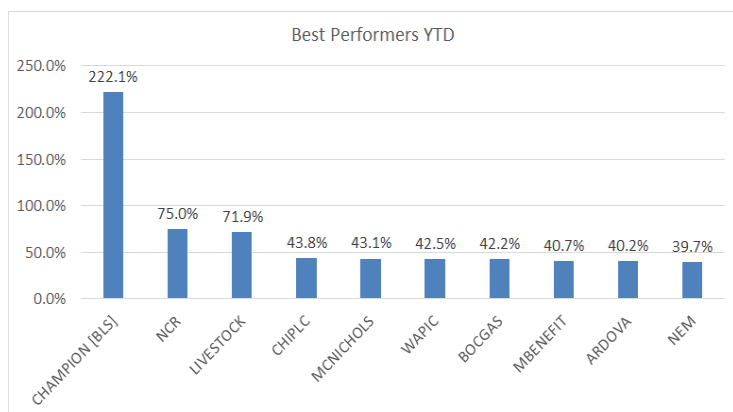
NSEASI RETURN PROFILE		Date	Days	NSEASI	%Change	Volume(m)	Value(N m)	Gainers	Losers
Day change	-0.18%								
Week to date	1.29%	5/2/2021	Friday	41,709.09	-0.18%	482.19	5,579.66	8	18
Mtd	3.57%	4/1/2021	Thursday	41,785.80	-0.51%	629.41	7,980.76	14	16
YTD	3.57%	3/1/2021	Wednesday	42,000.01	-0.10%	504.84	5,310.20	8	18
Yr High	42412.66	2/1/2021	Tuesday	42,043.79	-0.74%	556.02	4,785.42	18	13
Yr Low	40120.22								



Atlas Portfolio: Daily Market Report

→ The Nigerian bourse closed the week on a negative note as ASI depreciated by -0.18%

→ A new stock was listed on the NSE Growth Board (Briclinks Africa Plc) in a listing by introduction of 10 million (10,000,000) ordinary shares of ₦1.00 each at ₦6.26 per share



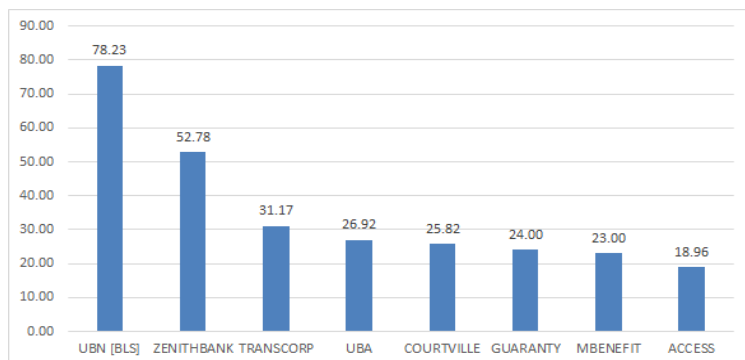
Top 10 Gainers, 8 gainers

Returns Profile			
Ticker	Pclose	Close	%Change
AFRINSURE	0.22	0.24	9.09%
GUARANTY	33	36	9.09%
MCNICHOLS	0.67	0.73	8.96%
FTNCO COA [RST]	0.48	0.52	8.33%
JAIZBANK	0.68	0.72	5.88%
COURTVILLE	0.2	0.21	5.00%
LIVESTOCK	2.3	2.39	3.91%
MANSARD	1.29	1.3	0.78%

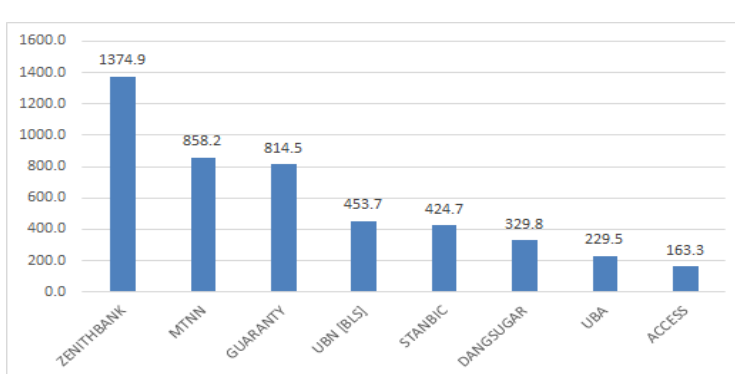
Top 10 Losers, 18 Losers

Returns Profile			
Ticker	Pclose	Close	%Change
FIDSON	6.15	5.54	-9.92%
CHAMPION [BLS]	3.06	2.77	-9.48%
LINKASSURE	0.66	0.6	-9.09%
GUINEAINS	0.22	0.2	-9.09%
FCMB	3.5	3.2	-8.57%
HONYFLOUR	1.42	1.3	-8.45%
LEARNAFRCA	1.07	1	-6.54%
AIICO	1.28	1.21	-5.47%
MBENEFIT	0.4	0.38	-5.00%
DANGSUGAR	21	20	-4.76%

Top 10 Trades (Volume - million units)



Top 10 Trades (value NGN'mn)



Contact Information

Investment Research

research@atlassportfolios.com

info@atlassportfolios.com

Website: <https://atlassportfolios.com/>
