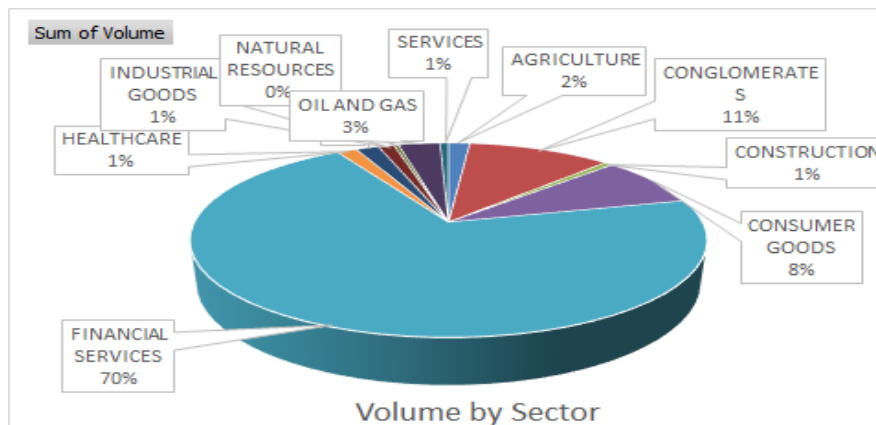


ASI contracts by -0.74%

CHAMPION has gained 337% in the year

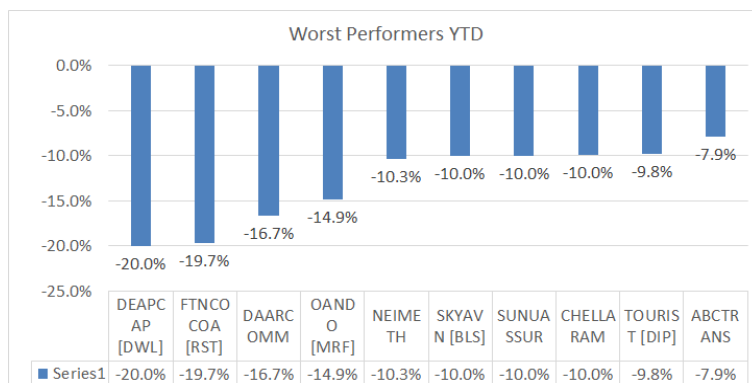
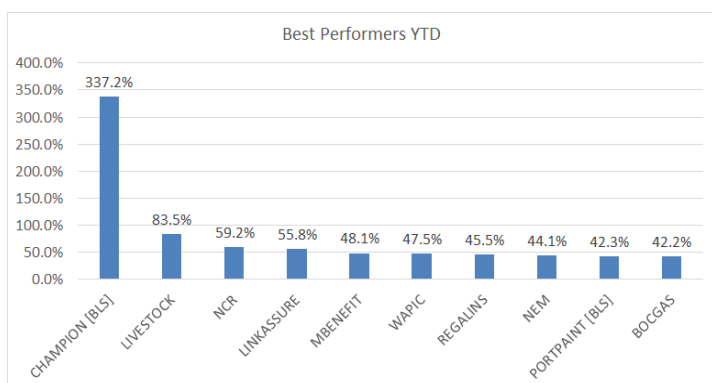
Market Returns	Today	Previous	% Change
↓ NSE-ASI	42,043.79	42,357.90	-0.74%
↓ Market Capitalization (N'trn)	21.99	22.16	-0.77%

NSEASI RETURN PROFILE	Date	Days	NSEASI	%Change	Volume(m)	Value(N m)	Gainers	Losers
Day change	1/29/2021	Friday	42,412.66	0.58%	669.88	6,591.82	18	13
Week to date	1/28/2021	Thursday	42,169.41	0.57%	555.32	5,764.08	12	14
Mtd	1/27/2021	Wednesday	41,930.73	0.83%	543.60	7,321.96	24	9
YTD	1/26/2021	Tuesday	41,584.94	1.21%	467.89	5,565.77	19	10
Yr High	1/25/2021	Monday	41,088.96	0.21%	333.10	2,640.43	15	23



Atlas Portfolio: Daily Market Report

- The Nigerian bourse ended January as the best performing stock exchange in Africa. Trading activities closed negative for the day attributable to profit taking. The NSE ASI contracted by -0.74%
- Investors reposition their portfolios for earnings season as companies begin to release their results.



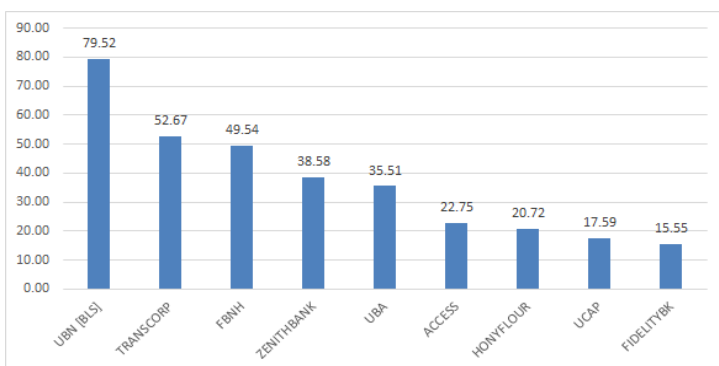
Top 10 Gainers, 18 gainers

Returns Profile			
Ticker	Pclose	Close	%Change
CHAMPION [BLS]	3.42	3.76	9.94%
ETRANZACT [BLS]	2.33	2.45	5.15%
LIVINGTRUST	0.6	0.62	3.33%
HONYFLOUR	1.43	1.45	1.40%
CUSTODIAN	6	6.05	0.83%
LIVESTOCK	2.53	2.55	0.79%

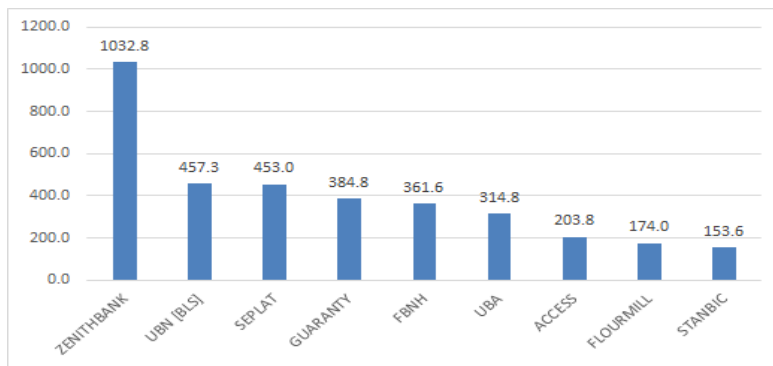
Top 10 Losers, 13 Losers

Returns Profile			
Ticker	Pclose	Close	%Change
LINKASSURE	0.9	0.81	-10.00%
BOCGAS	15.12	13.61	-9.99%
ARDOVA	19.05	17.15	-9.97%
BERGER	8.05	7.25	-9.94%
ACADEMY	0.36	0.33	-8.33%
ETI	6.75	6.2	-8.15%
CADBURY	9.2	8.5	-7.61%
DAARCOMM	0.27	0.25	-7.41%
MBENEFIT	0.43	0.4	-6.98%
MAYBAKER	5.02	4.69	-6.57%

Top 10 Trades (Volume - million units)



Top 10 Trades (value NGN'mn)



Contact Information

Investment Research

research@atlassportfolios.com

info@atlassportfolios.com

Website: <https://atlassportfolios.com/>
