

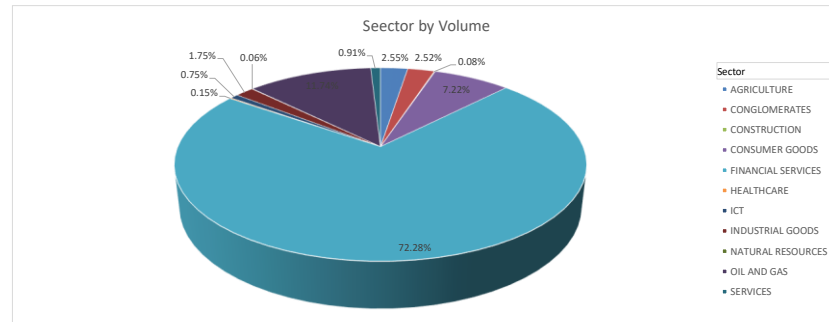
ASI gained 0.80%
Market cap sits at historic high of N20.45trn

Market Returns	Today	Previous	% Change
↑ NSE-ASI	39,110.17	38,800.01	0.80%
↑ Market Capitalization (N'trn)	20.45	20.28	0.84%
↑ Volume Traded (million)	722.570	389.720	85.41%
↓ Market Turnover (NGN'mn)	4,380.85	7,965.18	-45.00%
- Gainers/Losers	16g/19l	26g/8l	-

Sector report	Today	Previous	% Change
↓ NSE 30	0.99%	1.12%	-11.61%
↑ NSEBnk10	1.05%	0.18%	483.33%
↓ NSECG	0.05%	0.40%	-87.50%
- NSEOILG5	-0.05%	0.00%	-
→ NSEINS10	-0.81%	-0.81%	0.00%

NSEASI RETURN PROFILE	
Day change	0.80%
Week to date	14.19%
Mtd	11.61%
YTD	45.70%
Yr High	
Yr Low	

Date	Days	NSEASI	%Change	Volume(m)	Value(NGN m)	Gainers	Losers
12/29/2020	Tuesday	39,110.17	0.80%	722.57	4,380.85	26	8
12/24/2020	Thursday	38,800.01	-0.01%	389.72	7,965.18	26	8
12/23/2020	Wednesday	38,803.74	2.40%	1497.17			
12/22/2020	Tuesday	37,893.61	1.20%	442.22			
12/21/2020	Monday	37,443.40	1.74%	427.06			



Source: NSE, Atlass Portfolio Research

NSE ASI gained by 0.80% as investors increased demand for stocks in anticipation of year end seasonal bullish trends and expected recovery in 2021.

Living Trust Mortgage Bank released its Q1 earnings forecast

We advise Investors to stick to stocks with good fundamentals as they balance their portfolios

Source: NSE, Atlas Portfolio Research

Source: NSE, Atlas Portfolio Research

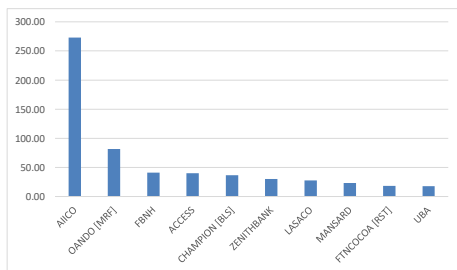
Top 10 Gainers, 16 gainers

Ticker	Returns Profile		
	Pclose	Close	%Change
JAIZBANK	0.6	0.66	10.00%
NEM	1.36	1.49	9.56%
LASACO	0.34	0.37	8.82%
NPFMCRFBK	1.55	1.68	8.39%
JAPAULGOLD	0.48	0.52	8.33%
HONYFLOUR	1.23	1.33	8.13%
BUACEMENT	60	64	6.67%
ABCTRANS	0.33	0.35	6.06%
CHAMPION [BLS]	0.82	0.86	4.88%
ACCESS	8.6	8.95	4.07%

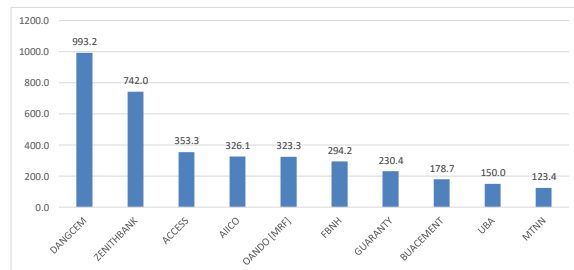
Top 10 Losers, 19 Losers

Ticker	Returns Profile		
	Pclose	Close	%Change
NCR	2.17	1.96	-9.68%
FTNCOCOA [RST]	0.89	0.81	-8.99%
TRANSEXPR	0.79	0.72	-8.86%
CHAMS	0.23	0.21	-8.70%
MANSARD	1.05	1	-4.76%
COURTVILLE	0.22	0.21	-4.55%
PRESTIGE [BLS]	0.47	0.45	-4.26%
ACADEMY	0.31	0.3	-3.23%
CAP	20.5	20	-2.44%
LINKASSURE	0.49	0.48	-2.04%

Top 10 Trades (Volume - million units)



Top 10 Trades (value NGN'mn)



Contact Information

Investment Research

dabbey@atlassportfolios.com
info@atlassportfolios.com

Website: <https://atlassportfolios.com/>
