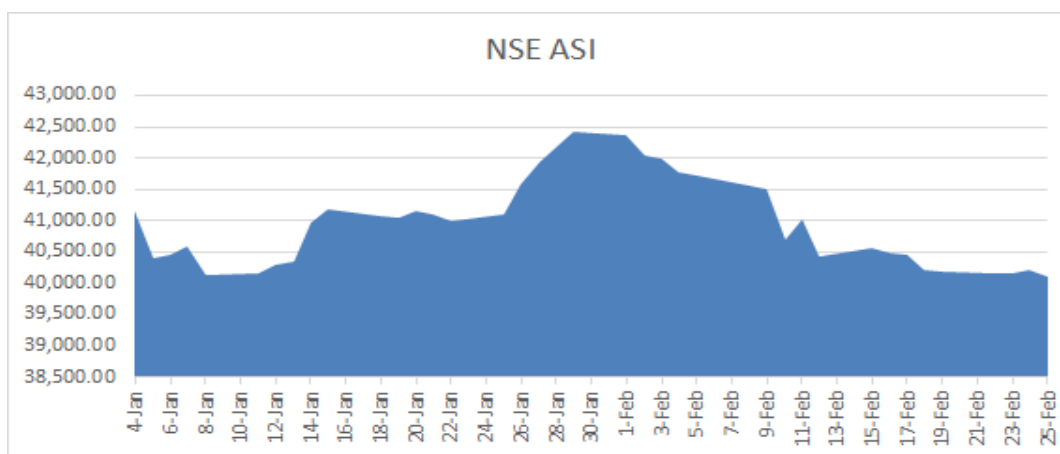


ASI stands at yr low after posting dipping 0.31%

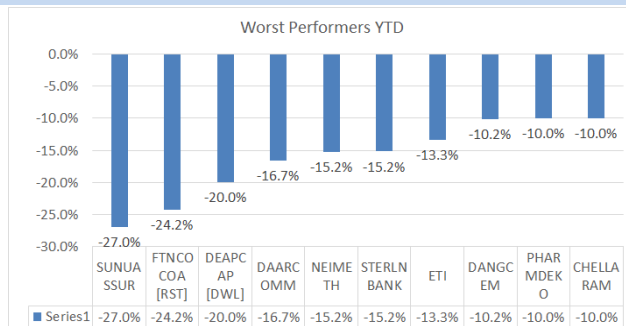
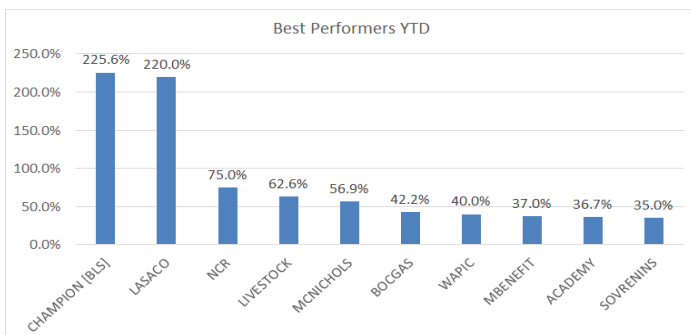
Market Returns	Today	Previous	% Change
↓ NSE-ASI	40,095.49	40,221.30	-0.31%
↓ Market Capitalization (N'trn)	20.98	21.04	-0.29%
↓ Volume Traded (million)	326.040	469.560	-30.56%
↓ Market Turnover (NGN'mn)	3,713.15	7,080.77	-47.56%
- Gainers/Losers	14g/24l	19g/20l	-

NSEASI RETURN PROFILE		Date	Days	NSEASI	%Change	Volume(m)	Value(N m)	Gainers	Losers
Day change	-0.31%	25/2/2021	Thursday	40,095.49	-0.31%	326.04	3,713.15	14	24
Week to date	-0.24%	24/2/2021	Wednesday	40,221.30	0.14%	469.56	7,080.77	19	20
Mtd	-5.46%	23/2/2021	Tuesday	40,164.86	0.03%	337.96	3,845.10	15	24
YTD	-0.44%	22/2/2021	Monday	40,154.09	-0.08%	289.34	3,573.97	20	25
Yr High	42412.66	19/2/2021	Friday	40,186.70	-0.06%	307.79	2,905.33	17	19
Yr Low	40095.49								



Atlas Portfolio: Daily Market Report

→ Trading activities on the Nigerian bourse closed negative as NSEASI stands at year low after dipping by 0.31% with a market breadth of 14 gainers and 24 losers.



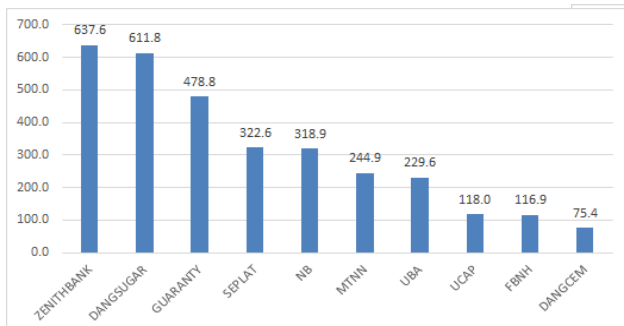
Returns Profile

Ticker	Pclose	Close	%Change
CHAMS	0.22	0.24	9.09%
ROYALEX	0.25	0.27	8.00%
WEMABANK	0.65	0.7	7.69%
REDSTAREX	3.12	3.3	5.77%
PRESTIGE [BLS]	0.44	0.46	4.55%
WAPIC	0.54	0.56	3.70%
FIDELITYBK	2.35	2.42	2.98%
UBN [BLS]	5.2	5.35	2.88%
AFRIPRUD	5.95	6.1	2.52%
LIVESTOCK	2.23	2.26	1.35%

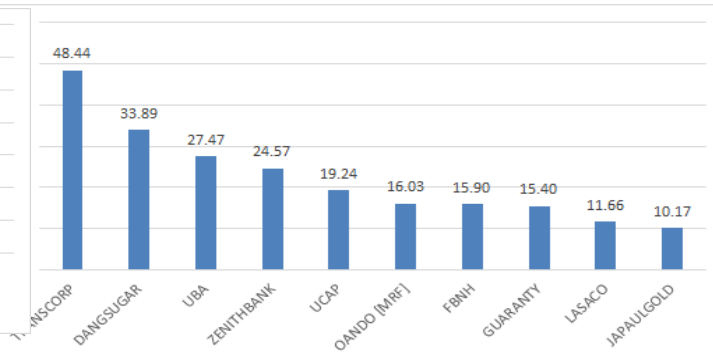
Returns Profile

Ticker	Pclose	Close	%Change
LASACO	1.24	1.12	-9.68%
FIDSON	5.35	4.9	-8.41%
ETI	5.55	5.2	-6.31%
MBENEFIT	0.39	0.37	-5.13%
UACN	7.95	7.55	-5.03%
ACCESS	8.5	8.1	-4.71%
UBA	8.55	8.2	-4.09%
HONYFLOUR	1.25	1.2	-4.00%
UCAP	6.24	6	-3.85%
NB	54	52	-3.70%

Top 10 Trades (Volume - million units)



Top 10 Trades (value NGN'mn)



Contact Information

Investment Research

research@atlassportfolios.com

info@atlassportfolios.com

Website: <https://atlassportfolios.com/>
