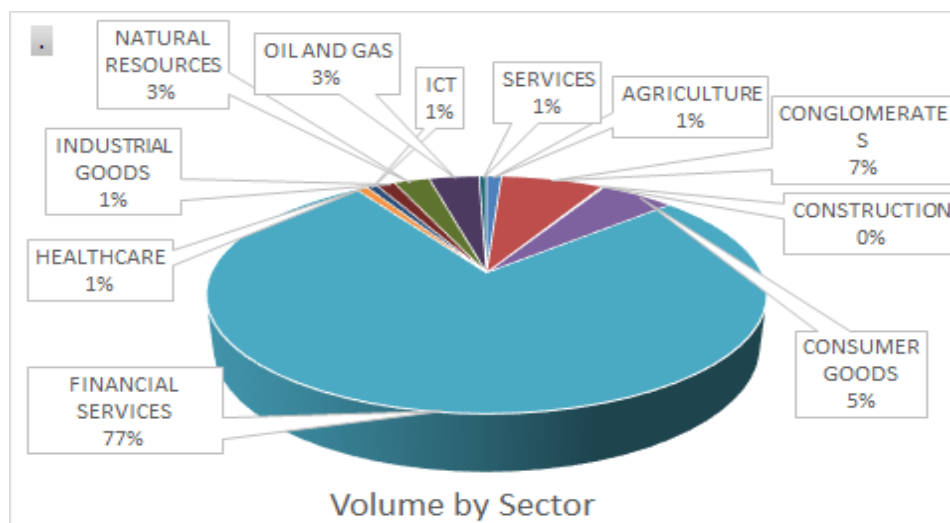
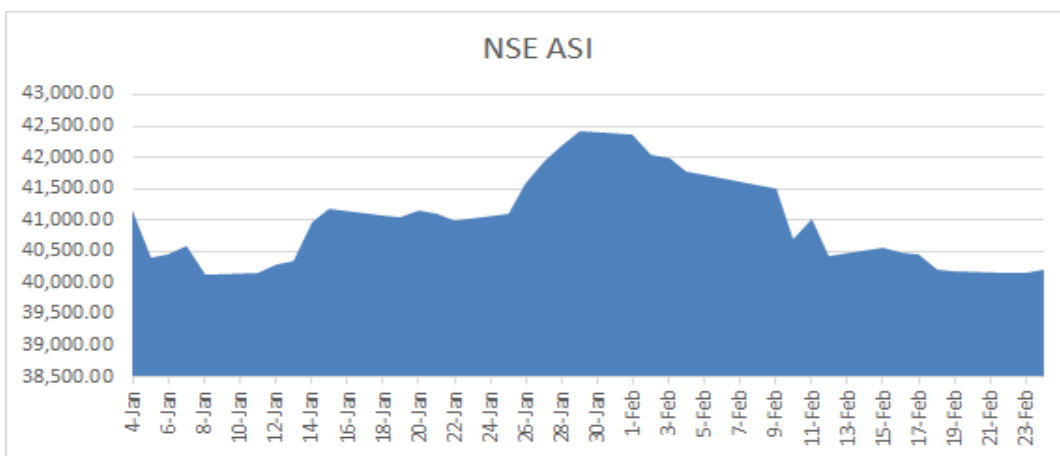


ASI gained by 0.14%

OANDO tops gainers

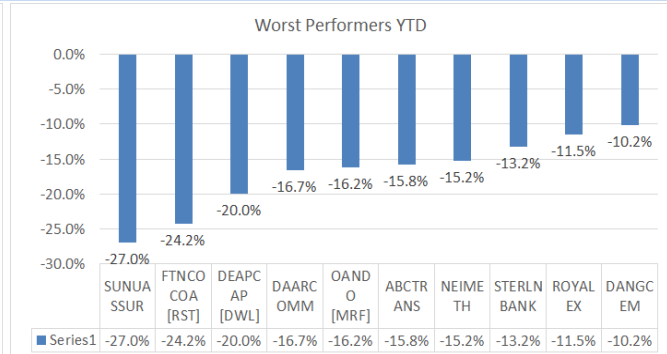
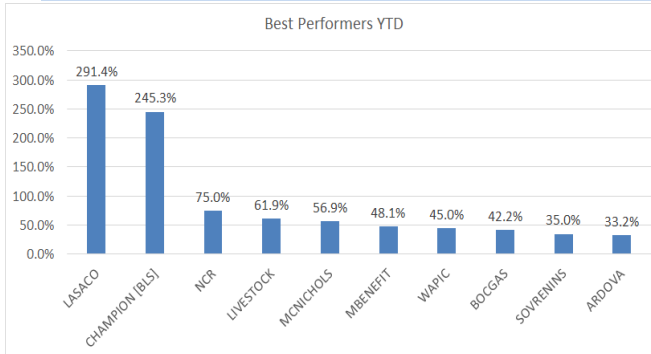
Market Returns	Today	Previous	% Change
↑ NSE-ASI	40,221.30	40,164.86	0.14%
↑ Market Capitalization (N'trn)	21.04	21.01	0.14%
↑ Volume Traded (million)	469.560	337.960	38.94%
↑ Market Turnover (NGN'mn)	7,080.77	3,845.10	84.15%
- Gainers/Losers	19g/20l	15g/24l	-

NSEASI RETURN PROFILE		Date	Days	NSEASI	%Change	Volume(m)	Value(N m)	Gainers	Losers
Day change	0.14%	24/2/2021	Wednesday	40,221.30	0.14%	469.56	7,080.77	19	20
Week to date	-99.95%	23/2/2021	Tuesday	40,164.86	0.03%	337.96	3,845.10	15	24
Mtd	-99.95%	22/2/2021	Monday	40,154.09	-0.08%	289.34	3,573.97	20	25
YTD	-99.95%								
Yr High	42412.66	19/2/2021	Friday	40,186.70	-0.06%	307.79	2,905.33	17	19
Yr Low	40120.22	18/2/2021	Thursday	40,212.19	-0.63%	426.27	4,750.06	10	27



Atlas Portfolio: Daily Market Report

- Trading activities on the Nigerian bourse closed positive as NSEASI posted a gain of 0.14% with a market breadth of 19 gainers and 20 losers.
- News broke out that an OANDO investor won a case at the High court of FCT Abuja for the ban on the company by SEC not to hold its AGM until further notice to be lifted. However, SEC refuted the claims and said that it had not been served any processes with respect to the purported matter at the FCT High court. Recall that the ban had delayed the company in approving and filing its audited financial statements since then. This level of uncertainty had weighed on the price of the stock with wavering level of performance, however buoyed by the news the stock gained 10% at the end of today's trade.



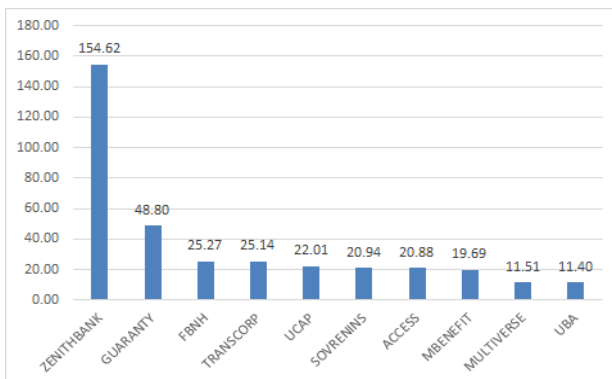
Top 10 Gainers, 19 gainers

Returns Profile			
Ticker	Pclose	Close	%Change
OANDO [MRF]	3.1	3.41	10.00%
ABCTRANS	0.32	0.35	9.38%
JAPAUFGOLD	0.65	0.71	9.23%
ROYALEX	0.23	0.25	8.70%
ACADEMY	0.38	0.41	7.89%
REGALINS	0.27	0.29	7.41%
NPFMCRFBK	1.7	1.8	5.88%
CAVERTON [BLS]	1.85	1.95	5.41%
SOVRENINS	0.27	0.28	3.70%
LINKASSURE	0.56	0.58	3.57%

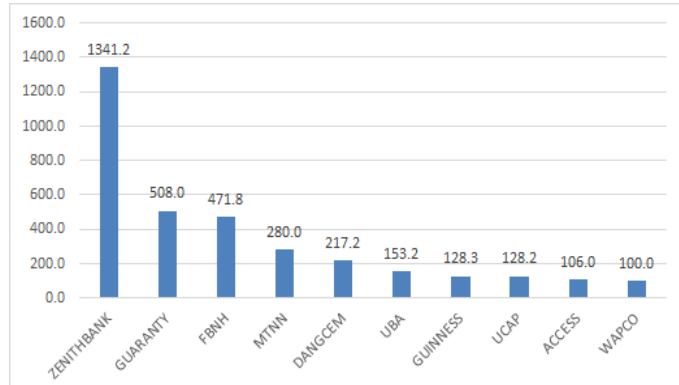
Top 10 Losers, 20 Losers

Returns Profile			
Ticker	Pclose	Close	%Change
LASACO	1.37	1.24	-9.49%
CHIPLC	0.36	0.33	-8.33%
CORNERST	0.64	0.59	-7.81%
FLOURMILL	31	28.85	-6.94%
WAPIC	0.58	0.54	-6.90%
COURTVILLE	0.21	0.2	-4.76%
MULTIVERSE	0.21	0.2	-4.76%
CHAMS	0.23	0.22	-4.35%
ETI	5.75	5.55	-3.48%
UNIONDAC	0.31	0.3	-3.23%

Top 10 Trades (Volume - million units)



Top 10 Trades (value NGN'mn)



Contact Information

Investment Research

research@atlassportfolios.com

info@atlassportfolios.com

Website: <https://atlassportfolios.com/>
