

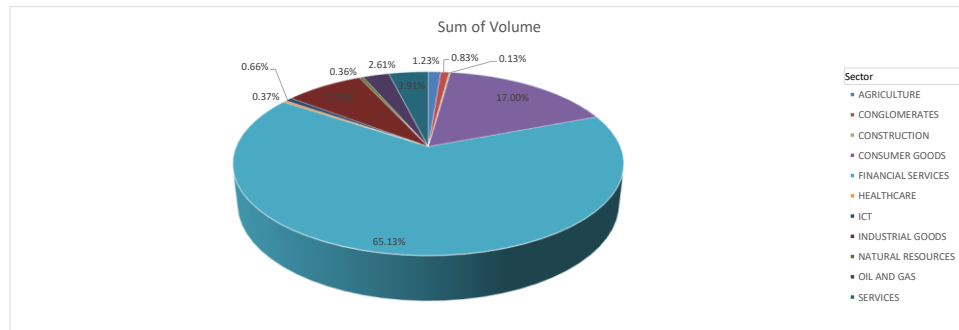
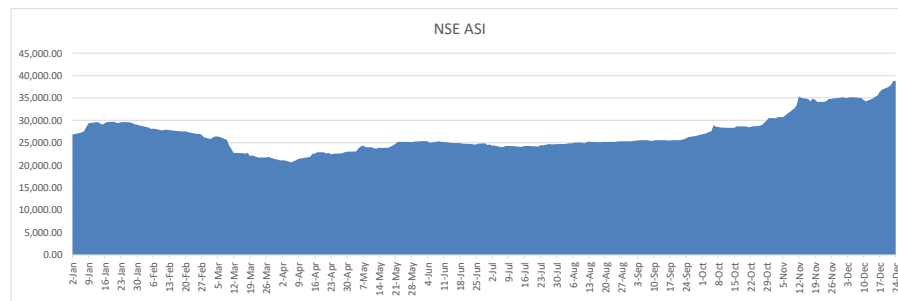
**ASI Lost 0.01%**  
**Market cap sits at historic high of N20.28trn**

Market Returns	Today	Previous	% Change
NSE-ASI	38,800.01	38,803.74	-0.01%
Market Capitalization (N'trn)	20.28	20.28	0.00%
Volume Traded (million)	389.720	1497.170	-73.97%
Market Turnover (NGN'mn)	7,965.18	18,748.28	-57.52%
Gainers/Losers	26g/8l	26g/8l	-

Sector report	Today	Previous	% Change
NSE 30	1.12%	-	-
NSEBNK10	0.18%	-	-
NSECG	0.40%	-	-
NSEOILG5	0.00%	-	-
NSEINS10	-0.81%	-	-

NSEASI RETURN PROFILE	
Day change	-0.01%
Week to date	13.28%
Mtd	10.72%
YTD	44.55%
Yr High	
Yr Low	

Date	Days	NSEASI	%Change	Volume(m)	Value(NGN m)	Gainers	Losers
12/24/2020	Thursday	38,800.01	-0.01%	389.72	7,965.18	26	8
12/23/2020	Wednesday	38,803.74	2.40%	1497.17	18,748.28	7	22
12/22/2020	Tuesday	37,893.61	1.20%	427.06			
12/21/2020	Monday	37,443.40	1.74%	426.33			
12/18/2020	Friday	36,804.75	1.56%	343.64			



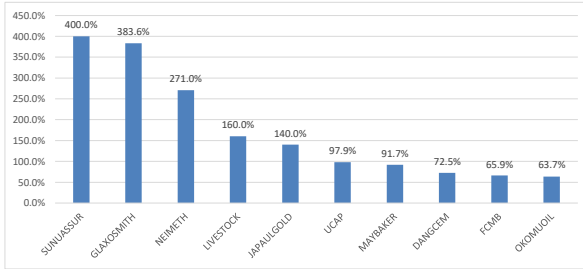
Source: NSE, Atlass Portfolio Research

NSE market capitalisation hit a historic of N20.28trn as investors increased demand for stocks in anticipation of year end seasonal bullish trends and expected recovery in 2021.

Dangote Cement released its 2019 combined annual & sustainability report.

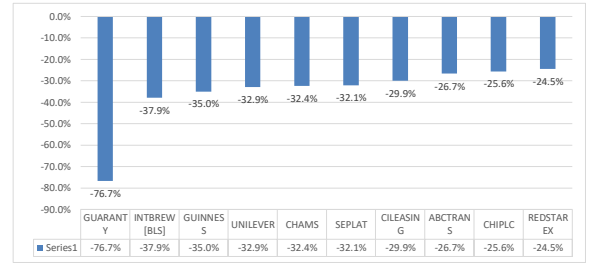
We advise Investors to stick to stocks with good fundamentals as they balance their portfolios

**Top 10 Stocks' Returns (YtD)**



Source: NSE, Atlas Portfolio Research

**Top 5 Losses (YtD)**



Source: NSE, Atlas Portfolio Research

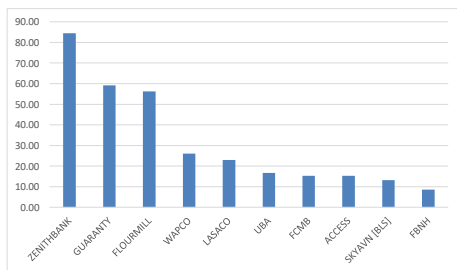
**Top 10 Gainers, 26 gainers**

Ticker	Returns Profile		
	Pclose	Close	%Change
FTNCOCOA [RST]	0.81	0.89	9.88%
LASACO	0.31	0.34	9.68%
SKYAVN [BLS]	2.93	3.2	9.22%
JAPALGOLD	0.44	0.48	9.09%
OANDO [MRF]	3.35	3.64	8.66%
MANSARD	0.97	1.05	8.25%
CAP	19.05	20.5	7.61%
HONYFLOUR	1.15	1.23	6.96%
FLOURMILL	26.6	27.95	5.08%
CHAMS	0.22	0.23	4.55%

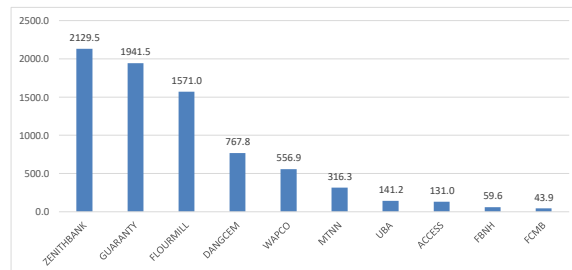
**Top 10 Losers, 8 Losers**

Ticker	Returns Profile		
	Pclose	Close	%Change
CHAMPION [BLS]	0.89	0.82	-7.87%
JAIZBANK	0.63	0.6	-4.76%
WAPCO	22.05	21	-4.76%
AIICO	1.3	1.26	-3.08%
MAYBAKER	3.75	3.7	-1.33%
CUTIX	2.17	2.15	-0.92%
GUARANTY	33	32.8	-0.61%
UBA	8.5	8.45	-0.59%
ABCTRANS	0.33	0.33	0.00%
ACADEMY	0.31	0.31	0.00%

**Top 10 Trades (Volume - million units)**



**Top 10 Trades (value NGN'mn)**



## Contact Information

### Investment Research

dabbey@atlassportfolios.com  
info@atlassportfolios.com

Website: <https://atlassportfolios.com/>

---